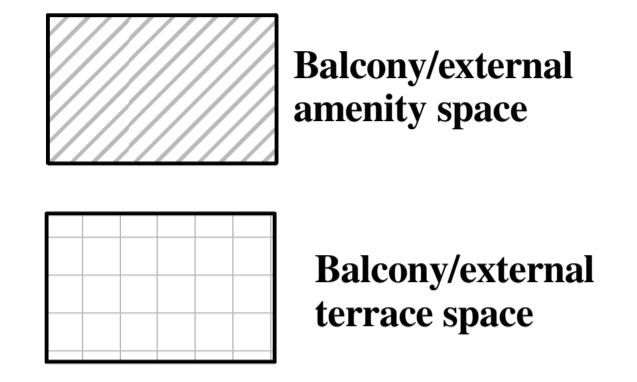


© WCEC ARCHITECTS - DISCLAIMER  
 This drawing is copyright and shall not be reproduced or used for any other purpose without the written permission of the Architects.  
 It is the contractors responsibility to ensure full compliance with the Building Regulations.  
 Do not scale from this drawing, use figured dimensions only.  
 It is the contractors responsibility to check and verify all dimensions on site.  
 Any discrepancies to be reported immediately.  
 IF IN DOUBT ASK.  
 Materials not in conformity with relevant British or European Standards/Codes of practice or materials known to be deleterious to health & safety must not be used or specified on this project.  
 Materials known to contain asbestos contaminated materials (ACM's) in the manufacture or installation process have not been specified and must not be used on this project.



Block Location Plan

Rev	Date	Description	By
P2	10.04.14	Layouts amended, balconies added at first floor level, basement rationalised, cycle and bin stores amended to LHDG recommendations, apartment layouts amended, service risers and stairs rationalised, residents storage added to LHDG, external amenity spaces amended to LHDG.	



PROJECT  
 Royal Wharf,  
 Development Phase 1

TITLE  
 Plot 10 Ground Floor Plan

DRAWING STATUS  
 PLANNING APPROVAL

DRAWN MB CHECKED MB

SCALE 1-250 @ A1 / 1-500 @ A3

DATE 07/05/14

**wcec** architects

4th Floor, South Building, Staple Inn Buildings,  
 High Holborn, London, WC1V 7PZ  
 Carnwood Court, Carnwood Road,  
 Sheepbridge, Chesterfield, S41 9QB

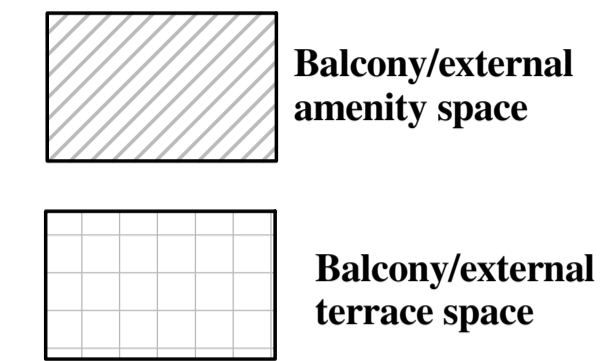
t: 020 3388 0019, e: email@wcec.co.uk, www.wcec.co.uk

JOB NO.	DRAWING NO.	REV
13-500	DPA-10-100	P2

THAMES



This drawing is copyright and shall not be reproduced or used for any other purpose without the written permission of the architects.  
 It is the contractors responsibility to ensure full compliance with the Building Regulations.  
 Do not scale from this drawing, use figured dimensions only.  
 It is the contractors responsibility to check and verify all dimensions on site.  
 Any discrepancies to be reported immediately.  
 IF IN DOUBT ASK.  
 Materials not in conformity with relevant British or European Standards/Codes of practice or materials known to be deleterious to health & safety must not be used or specified on this project.  
 Materials known to contain asbestos contaminated materials (ACM's) in the manufacture or installation process have not been specified and must not be used on this project.



Block Location Plan

P2	10.04.14	Layouts amended, balconies added at first floor level, basement rationalised, cycle and bin stores amended to LHDG recommendations, apartment layouts amended, service risers and stairs rationalised, residents storage added to LHDG, external amenity spaces amended to LHDG.	
Rev	Date	Description	By



PROJECT  
 Royal Wharf,  
 Development Phase 1

TITLE  
 Plot 10 First Floor Plan

DRAWING STATUS  
 PLANNING APPROVAL

DRAWN	MB	CHECKED	MB
-------	----	---------	----

SCALE 1:250 @ A1 / 1:500 @ A3

DATE 07/05/14

**wcec** architects

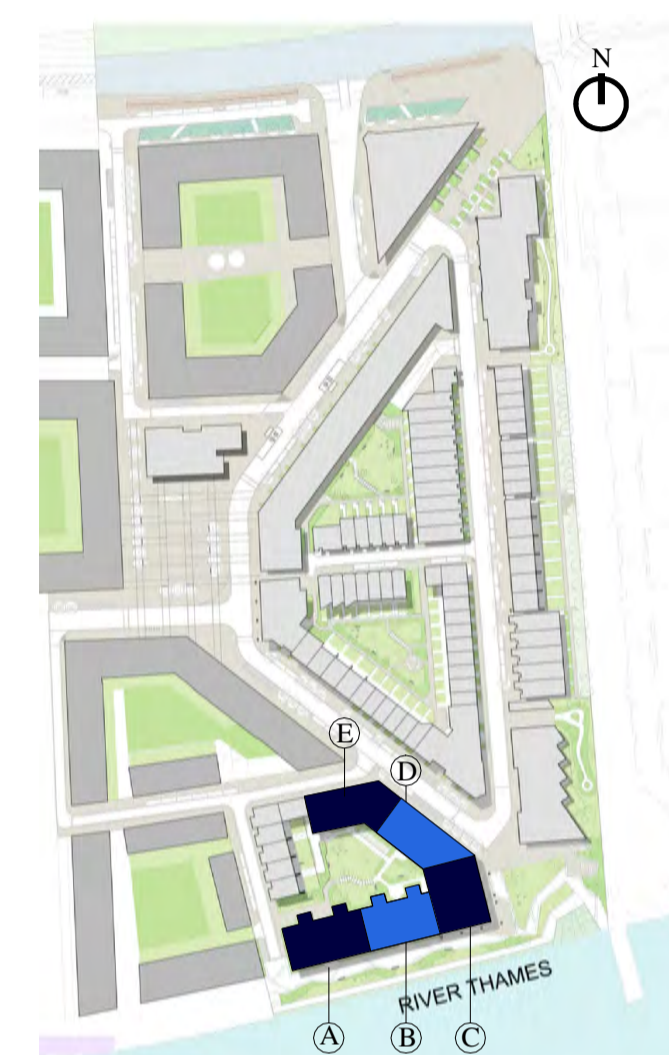
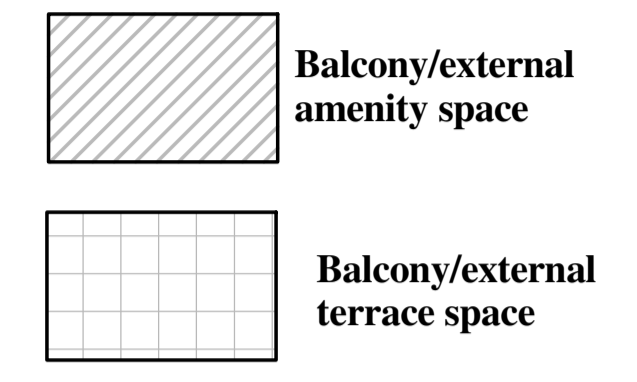
4th Floor, South Building, Staple Inn Buildings,  
 High Holborn, London, WC1V 7PZ  
 Carnwood Court, Carnwood Road,  
 Sheepbridge, Chesterfield, S43 9QB

t: 020 3388 0019, e: email@wcec.co.uk, www.wcec.co.uk

JOB NO.	DRAWING NO.	REV
13-500	DPA-10-101	P2



© WCEC ARCHITECTS - DISCLAIMER  
 This drawing is copyright and shall not be reproduced or used for any other purpose without the written permission of the architects.  
 It is the contractors responsibility to ensure full compliance with the Building Regulations.  
 Do not scale from this drawing, use figured dimensions only.  
 It is the contractors responsibility to check and verify all dimensions on site.  
 Any discrepancies to be reported immediately.  
 IF IN DOUBT ASK.  
 Materials not in conformity with relevant British or European Standards/Codes of practice or materials known to be deleterious to health & safety must not be used or specified on this project.  
 Materials known to contain asbestos contaminated materials (ACM's) in the manufacture or installation process have not been specified and must not be used on this project.



Block Location Plan

P2	10.04.14	Layouts amended, balconies added at first floor level, basement rationalised, cycle and bin stores amended to LHDG recommendations, apartment layouts amended, service risers and stairs rationalised, residents storage added to LHDG, external amenity spaces amended to LHDG.	
Rev	Date	Description	By



PROJECT  
 Royal Wharf,  
 Development Phase 1

TITLE  
 Plot 10 Second Floor Plan

DRAWING STATUS  
 PLANNING APPROVAL

DRAWN	MB	CHECKED	MB
-------	----	---------	----

SCALE 1:250 @ A1 / 1:500 @ A3  
 DATE 04/14/14

**wcec** architects

4th Floor, South Building, Staple Inn Buildings,  
 High Holborn, London, WC1V 7PZ  
 Carnwood Court, Carnwood Road,  
 Sheepbridge, Chesterfield, S41 9QB


t: 020 3388 0019, e: email@wcec.co.uk, www.wcec.co.uk


JOB NO.	DRAWING NO.	REV
13-500	DPA-10-102	P2

RIVER THAMES



This drawing is copyright and shall not be reproduced or used for any other purpose without the written permission of the architects.  
 This drawing must be read in conjunction with all other related drawings and documentation.  
 It is the contractors responsibility to ensure full compliance with the Building Regulations.  
 Do not scale from this drawing, use figured dimensions only.  
 It is the contractors responsibility to check and verify all dimensions on site.  
 Any discrepancies to be reported immediately.  
 IF IN DOUBT ASK.  
 Materials not in conformity with relevant British or European Standards/Codes of practice or materials known to be deleterious to health & safety must not be used or specified on this project.  
 Materials known to contain asbestos contaminated materials (ACM's) in the manufacture or installation process have not been specified and must not be used on this project.

 **Balcony/external amenity space**

 **Balcony/external terrace space**



**Block Location Plan**



P2	10.04.14	Layouts amended, balconies added at first floor level, basement rationalised, cycle and bin stores amended to LHDG recommendations, apartment layouts amended, service risers and stairs rationalised, residents storage added to LHDG, external amenity spaces amended to LHDG.	
Rev	Date	Description	By



PROJECT  
**Royal Wharf,**  
 Development Phase 1

TITLE  
**Plot 10 Third Floor Plan**

DRAWING STATUS  
**PLANNING APPROVAL**

DRAWN	MB	CHECKED	MB
-------	----	---------	----

SCALE 1:250 @ A1 / 1:500 @ A3

DATE 04/14/14

**wcec** architects

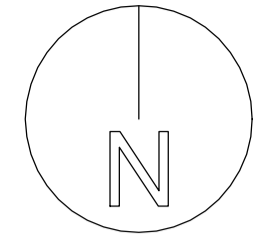
4th Floor, South Building, Staple Inn Buildings,  
 High Holborn, London, WC1V 7PZ  
 Carnwood Court, Carnwood Road,  
 Sheepbridge, Chesterfield, S41 9QB



t: 020 3388 0019, e: email@wcec.co.uk, www.wcec.co.uk

JOB NO.	DRAWING NO.	REV
13-500	DPA-10-103	P2



This drawing is copyright and shall not be reproduced or used for any other purpose without the written permission of the architects.  
 It is the contractors responsibility to ensure full compliance with the Building Regulations.  
 Do not scale from this drawing, use figured dimensions only.  
 It is the contractors responsibility to check and verify all dimensions on site.  
 Any discrepancies to be reported immediately.  
 IF IN DOUBT ASK.  
 Materials not in conformity with relevant British or European Standards/Codes of practice or materials known to be deleterious to health & safety must not be used or specified on this project.  
 Materials known to contain asbestos contaminated materials (ACM's) in the manufacture or installation process have not been specified and must not be used on this project.



-  **Balcony/external amenity space**
-  **Balcony/external terrace space**



**Block Location Plan**

P2	10.04.14	Layouts amended, balconies added at first floor level, basement rationalised, cycle and bin stores amended to LHDG recommendations, apartment layouts amended, service risers and stairs rationalised, residents storage added to LHDG, external amenity spaces amended to LHDG.	
Rev	Date	Description	By



PROJECT  
**Royal Wharf,**  
 Development Phase 1

TITLE  
**Plot 10 Fourth Floor Plan**

DRAWING STATUS  
**PLANNING APPROVAL**

DRAWN	MB	CHECKED	MB
-------	----	---------	----

SCALE 1:250 @ A1 / 1:500 @ A3  
 DATE 04/14/14

**wcec** architects

4th Floor, South Building, Staple Inn Buildings,  
 High Holborn, London, WC1V 7PZ  
 Carnwood Court, Carnwood Road,  
 Sheepbridge, Chesterfield, S43 9QB

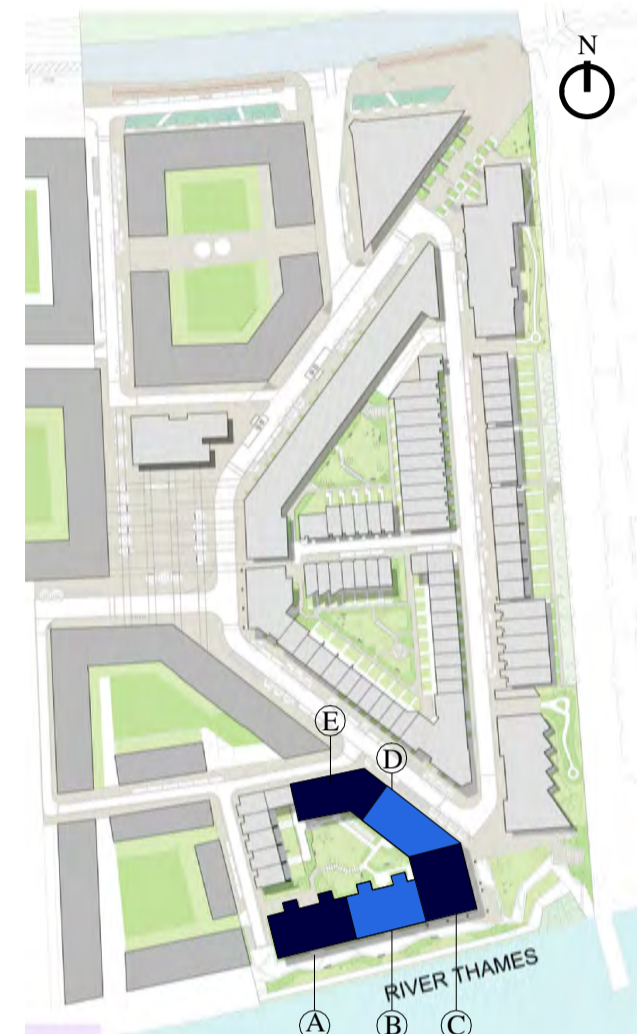
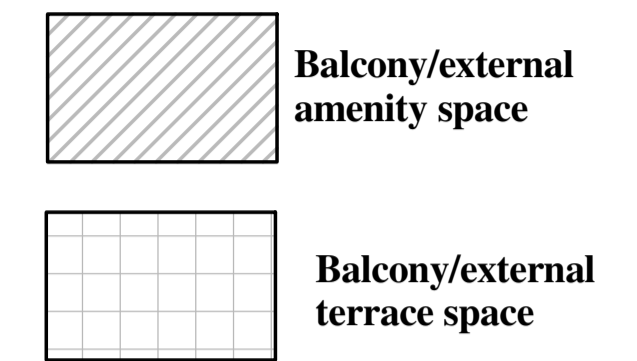
t: 020 3388 0019, e: email@wcec.co.uk, www.wcec.co.uk

JOB NO.	DRAWING NO.	REV
13-500	DPA-10-104	P2

RIVER THAMES



This drawing is copyright and shall not be reproduced or used for any other purpose without the written permission of the architects.  
 It is the contractors responsibility to ensure full compliance with the Building Regulations.  
 Do not scale from this drawing, use figured dimensions only.  
 It is the contractors responsibility to check and verify all dimensions on site.  
 Any discrepancies to be reported immediately.  
 IF IN DOUBT ASK.  
 Materials not in conformity with relevant British or European Standards/Codes of practice or materials known to be deleterious to health & safety must not be used or specified on this project.  
 Materials known to contain asbestos contaminated materials (ACM's) in the manufacture or installation process have not been specified and must not be used on this project.



Block Location Plan

P2	10.04.14	Layouts amended, balconies added at first floor level, basement rationalised, cycle and bin stores amended to LHDG recommendations, apartment layouts amended, service risers and stairs rationalised, residents storage added to LHDG, external amenity spaces amended to LHDG.	
Rev	Date	Description	By



PROJECT  
 Royal Wharf,  
 Development Phase 1

TITLE  
 Plot 10 Fifth Floor Plan

DRAWING STATUS  
 PLANNING APPROVAL

DRAWN	MB	CHECKED	MB
-------	----	---------	----

SCALE 1:250 @ A1 / 1:500 @ A3

DATE 04/14/14

**wcec** architects

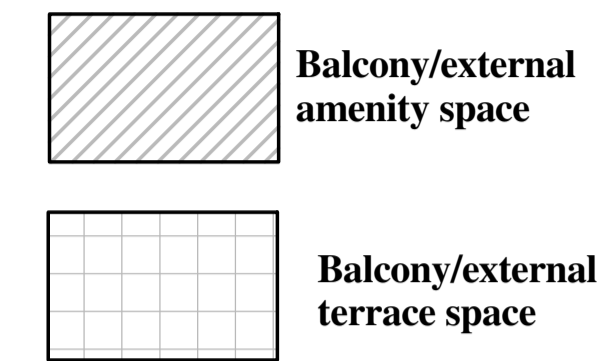
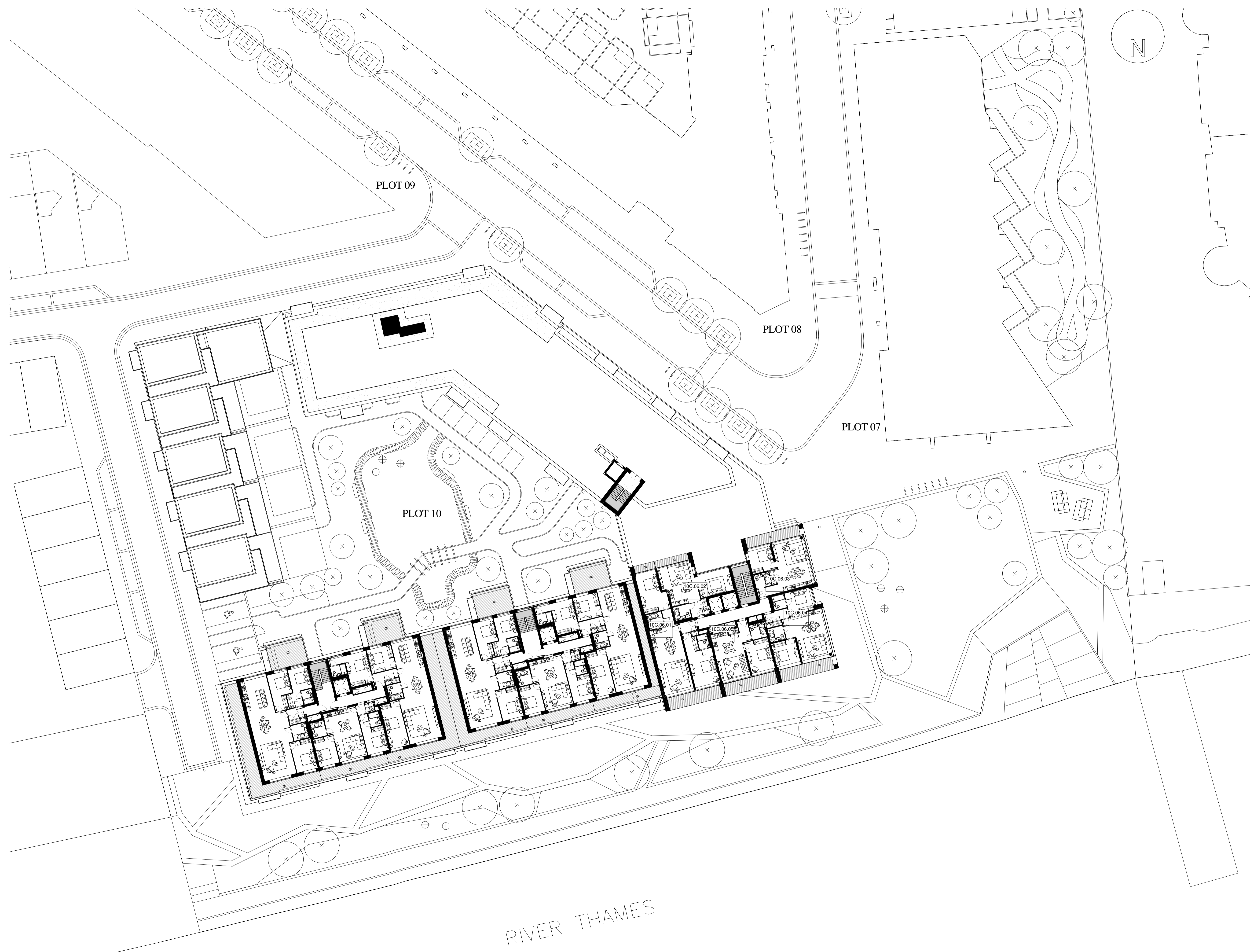
4th Floor, South Building, Staple Inn Buildings,  
 High Holborn, London, WC1V 7PZ  
 Carnwood Court, Carnwood Road,  
 Sheepbridge, Chesterfield, S41 9QB

t: 020 3388 0019, e: email@wcec.co.uk, www.wcec.co.uk

JOB NO.	DRAWING NO.	REV
13-500	DPA-10-105	P2



This drawing is copyright and shall not be reproduced or used for any other purpose without the written permission of the architects.  
 This drawing must be read in conjunction with all other related drawings and documentation.  
 It is the contractors responsibility to ensure full compliance with the Building Regulations.  
 Do not scale from this drawing, use figured dimensions only.  
 It is the contractors responsibility to check and verify all dimensions on site.  
 Any discrepancies to be reported immediately.  
 IF IN DOUBT ASK.  
 Materials not in conformity with relevant British or European Standards/Codes of practice or materials known to be deleterious to health & safety must not be used or specified on this project.  
 Materials known to contain asbestos contaminated materials (ACM's) in the manufacture or installation process have not been specified and must not be used on this project.



Block Location Plan

P2	10.04.14	Layouts amended, balconies added at first floor level, basement rationalised, cycle and bin stores amended to LHDG recommendations, apartment layouts amended, service risers and stairs rationalised, residents storage added to LHDG, external amenity spaces amended to LHDG.	
Rev	Date	Description	By



PROJECT  
 Royal Wharf,  
 Development Phase 1

TITLE  
 Plot 10 Sixth Floor Plan

DRAWING STATUS  
 PLANNING APPROVAL

DRAWN	MB	CHECKED	MB
-------	----	---------	----

SCALE 1:250 @ A1 / 1:500 @ A3

DATE 04/14/14

**wcec** architects

4th Floor, South Building, Staple Inn Buildings,  
 High Holborn, London, WC1V 7PZ  
 Carnwood Court, Carnwood Road,  
 Sheepbridge, Chesterfield, S41 9QB

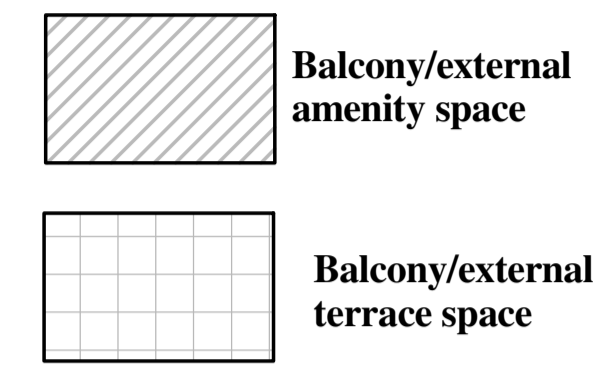
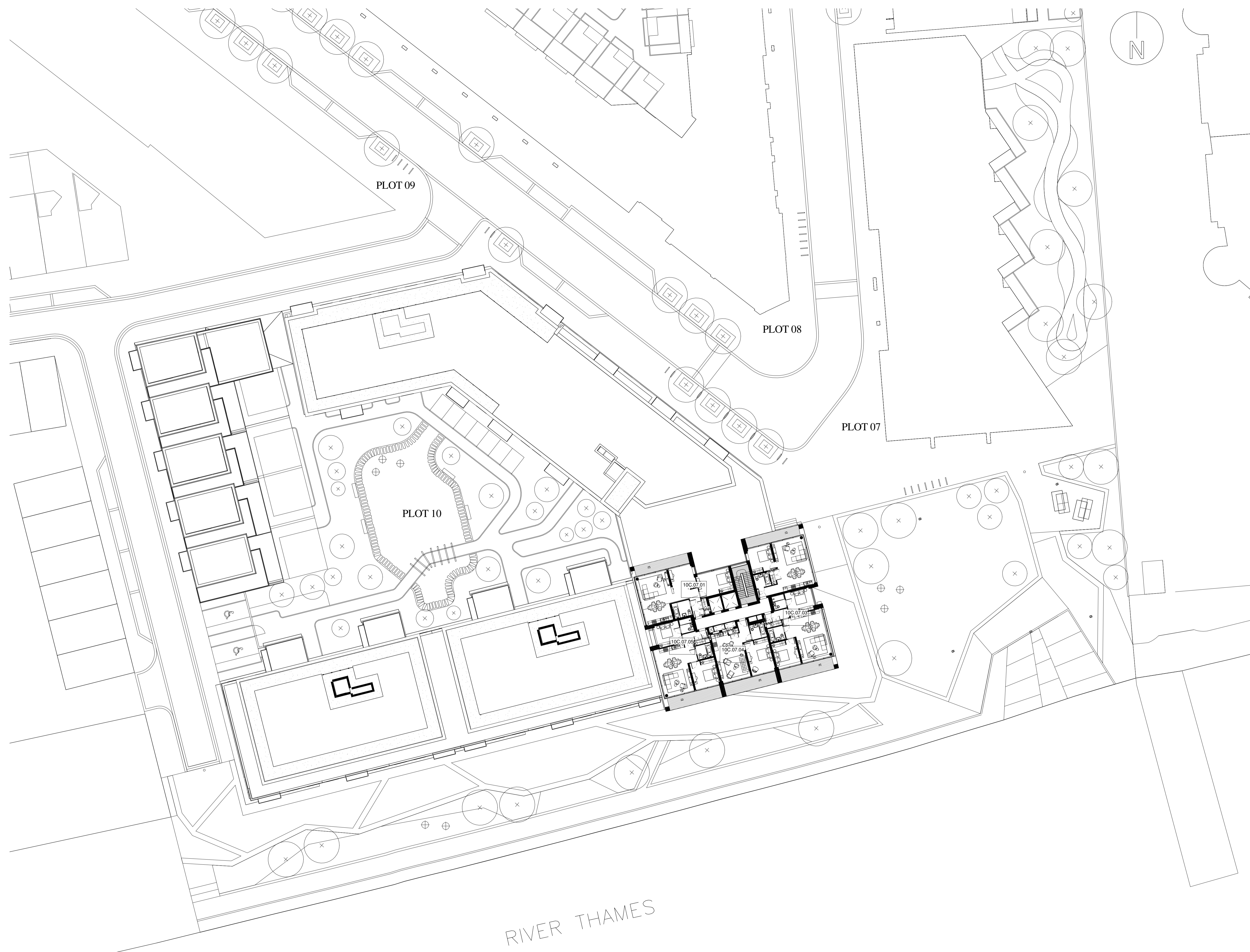
t: 020 3388 0019, e: email@wcec.co.uk, www.wcec.co.uk

JOB NO.	DRAWING NO.	REV
13-500	DPA-10-106	P2

RIVER THAMES



This drawing is copyright and shall not be reproduced or used for any other purpose without the written permission of the Architects.  
 This drawing must be read in conjunction with all other related drawings and documentation.  
 It is the contractors responsibility to ensure full compliance with the Building Regulations.  
 Do not scale from this drawing, use figured dimensions only.  
 It is the contractors responsibility to check and verify all dimensions on site.  
 Any discrepancies to be reported immediately.  
 IF IN DOUBT ASK.  
 Materials not in conformity with relevant British or European Standards/Codes of practice or materials known to be deleterious to health & safety must not be used or specified on this project.  
 Materials known to contain asbestos contaminated materials (ACM's) in the manufacture or installation process have not been specified and must not be used on this project.



Block Location Plan

P2	10.04.14	Layouts amended, balconies added at first floor level, basement rationalised, cycle and bin stores amended to LHDC recommendations, apartment layouts amended, service risers and stairs rationalised, residents storage added to LHDC, external amenity spaces amended to LHDC.	
Rev	Date	Description	By



PROJECT  
**Royal Wharf,**  
 Development Phase 1

TITLE  
**Plot 10 Seventh Floor Plan**

DRAWING STATUS

PLANNING APPROVAL

DRAWN	MB	CHECKED	MB
SCALE	1-250 @ A1 / 1-500 @ A3		
DATE	07/05/14		

**wcec** architects

4th Floor, South Building, Staple Inn Buildings,  
 High Holborn, London, WC1V 7PZ

Canwood Court, Canwood Road,  
 Sheepbridge, Chesterfield, S41 9QB

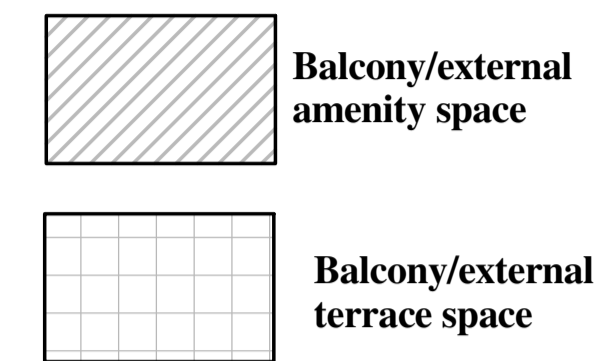
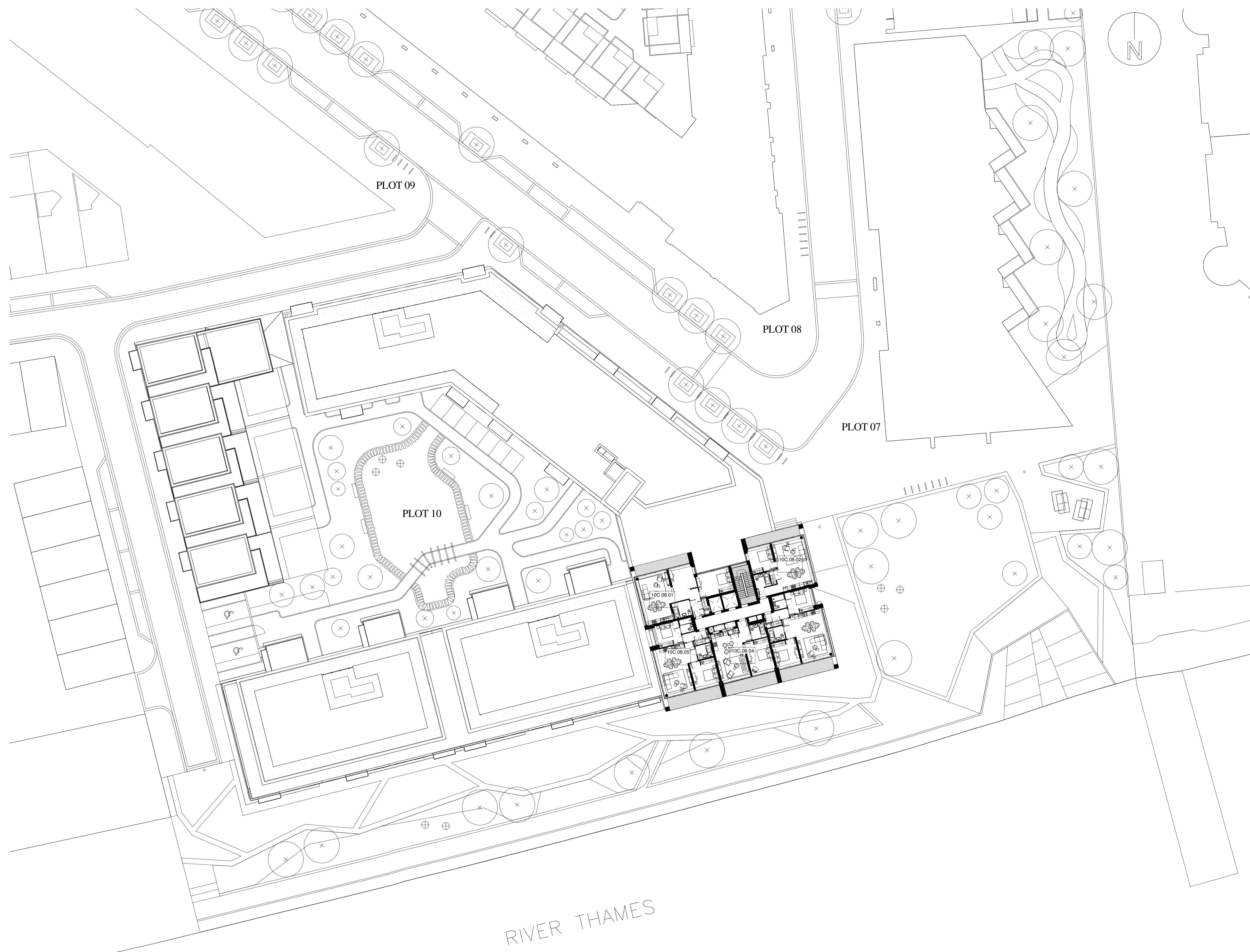
t: 020 3388 0019, e: email@wcec.co.uk, www.wcec.co.uk

JOB NO.	DRAWING NO.	REV
13-500	DPA-10-107	P2

RIVER THAMES



This drawing is copyright and shall not be reproduced or used for any other purpose without the written permission of the Architects.  
 It is the contractors responsibility to ensure full compliance with the Building Regulations and documentation.  
 Do not scale from this drawing, use figured dimensions only.  
 It is the contractors responsibility to check and verify all dimensions on site.  
 Any discrepancies to be reported immediately.  
 IF IN DOUBT ASK.  
 Materials not in conformity with relevant British or European Standards/Codes of practice or materials known to be deleterious to health & safety must not be used or specified on this project.  
 Materials known to contain asbestos contaminated materials (ACM's) in the manufacture or installation process have not been specified and must not be used on this project.



Block Location Plan

P2	10.04.14	Layouts amended, balconies added at first floor level, basement rationalised, cycle and bin stores amended to LHDG recommendations, apartment layouts amended, service risers and stairs rationalised, residents storage added to LHDG, external amenity spaces amended to LHDG.	
Rev	Date	Description	By



PROJECT  
 Royal Wharf,  
 Development Phase 1

TITLE  
 Plot 10 Eighth Floor Plan

DRAWING STATUS  
 PLANNING APPROVAL

DRAWN	MB	CHECKED	MB
-------	----	---------	----

SCALE 1-250 @ A1 / 1-500 @ A3  
 DATE 07/05/14

**wcec** architects

4th Floor, South Building, Staple Inn Buildings,  
 High Holborn, London, WC1V 7PZ  
 Carnwood Court, Carnwood Road,  
 Sheepbridge, Chesterfield, S41 9QB

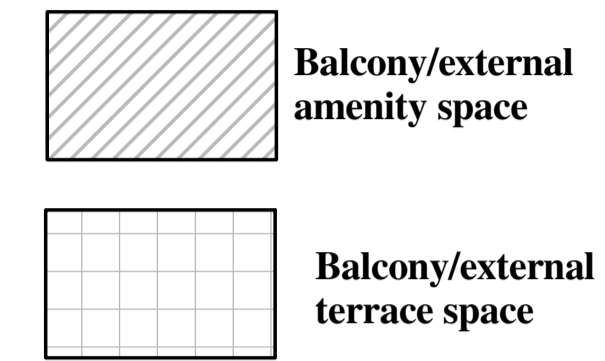
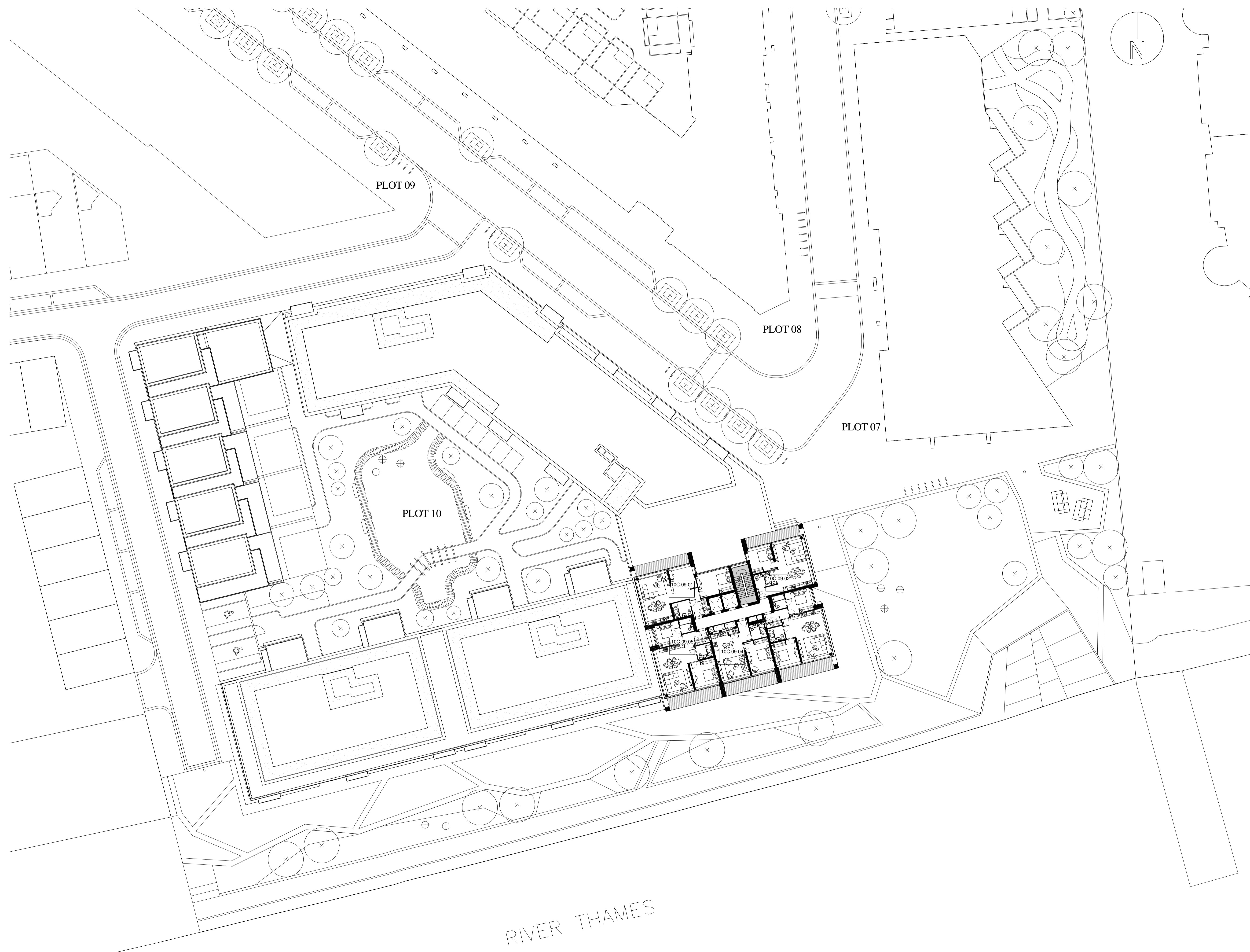
t: 020 3388 0019, e: email@wcec.co.uk, www.wcec.co.uk

JOB NO.	DRAWING NO.	REV
13-500	DPA-10-108	P2

RIVER THAMES



This drawing is copyright and shall not be reproduced or used for any other purpose without the written permission of the architects.  
 It is the contractors responsibility to ensure full compliance with the Building Regulations.  
 Do not scale from this drawing, use figured dimensions only.  
 It is the contractors responsibility to check and verify all dimensions on site.  
 Any discrepancies to be reported immediately.  
 IF IN DOUBT ASK.  
 Materials not in conformity with relevant British or European Standards/Codes of practice or materials known to be deleterious to health & safety must not be used or specified on this project.  
 Materials known to contain asbestos contaminated materials (ACM's) in the manufacture or installation process have not been specified and must not be used on this project.



Block Location Plan

P2	10.04.14	Layouts amended, balconies added at first floor level, basement rationalised, cycle and bin stores amended to LHDG recommendations, apartment layouts amended, service risers and stairs rationalised, residents storage added to LHDG, external amenity spaces amended to LHDG.	
Rev	Date	Description	By



PROJECT  
 Royal Wharf,  
 Development Phase 1

TITLE  
 Plot 10 Ninth Floor Plan

DRAWING STATUS  
 PLANNING APPROVAL

DRAWN	MB	CHECKED	MB
-------	----	---------	----

SCALE 1-250 @ A1 / 1-500 @ A3

DATE 07/05/14

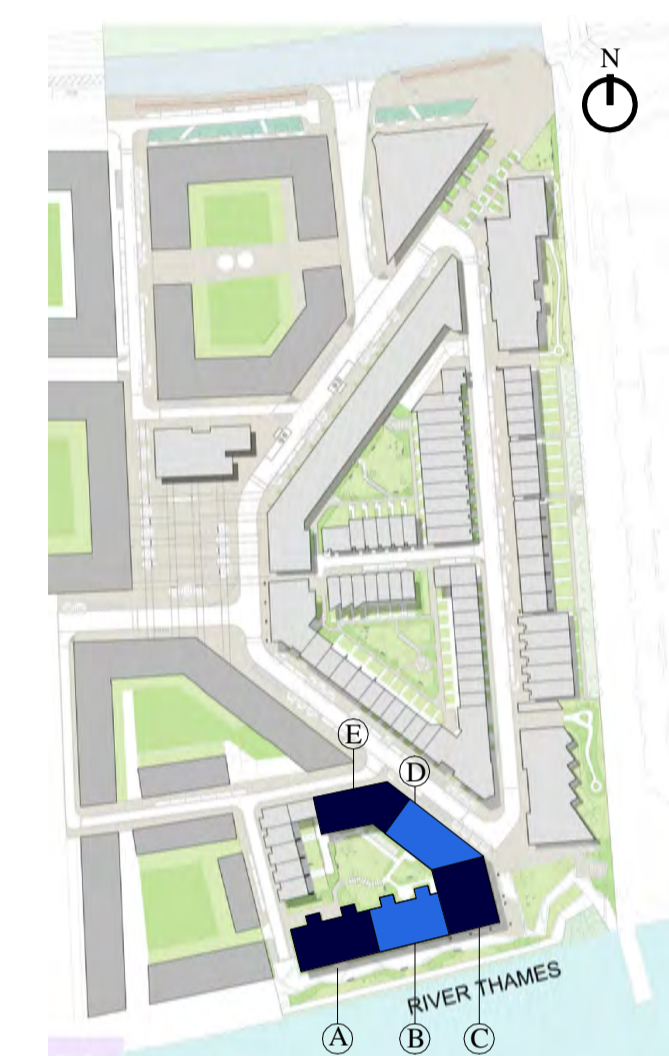
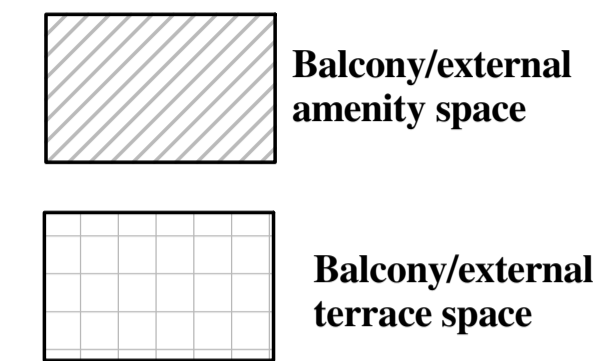
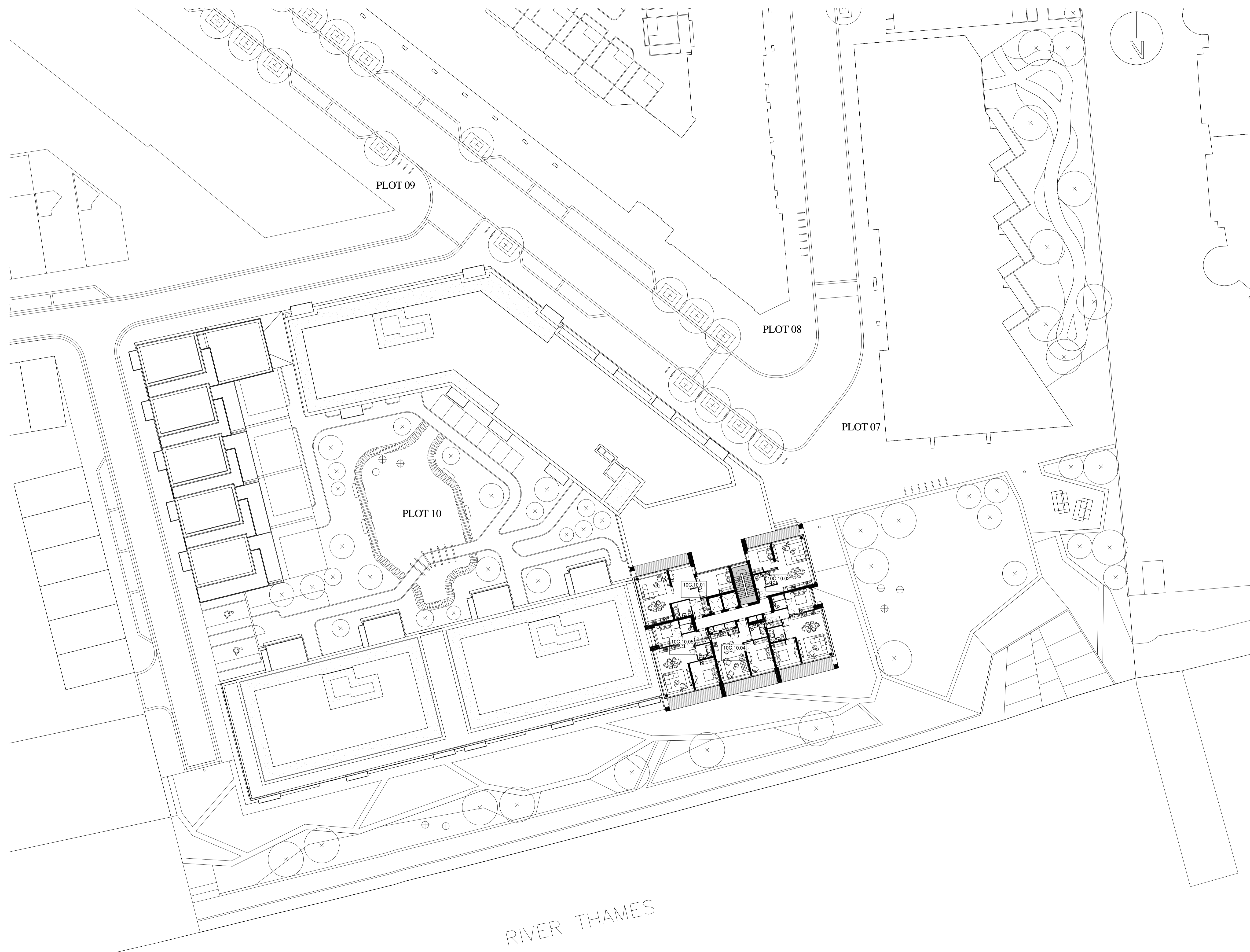
**wcec** architects  
 4th Floor, South Building, Staple Inn Buildings,  
 High Holborn, London, WC1V 7PZ  
 Carnwood Court, Carnwood Road,  
 Sheepbridge, Chesterfield, S41 9QB

JOB NO.	DRAWING NO.	REV
13-500	DPA-10-109	P2

RIVER THAMES



This drawing is copyright and shall not be reproduced or used for any other purpose without the written permission of the Architects.  
 It is the contractors responsibility to ensure full compliance with the Building Regulations.  
 Do not scale from this drawing, use figured dimensions only.  
 It is the contractors responsibility to check and verify all dimensions on site.  
 Any discrepancies to be reported immediately.  
 IF IN DOUBT ASK.  
 Materials not in conformity with relevant British or European Standards/Codes of practice or materials known to be deleterious to health & safety must not be used or specified on this project.  
 Materials known to contain asbestos contaminated materials (ACM's) in the manufacture or installation process have not been specified and must not be used on this project.



**Block Location Plan**

P2	10.04.14	Layouts amended, balconies added at first floor level, basement rationalised, cycle and bin stores amended to LHDC recommendations, apartment layouts amended, service risers and stairs rationalised, residents storage added to LHDC, external amenity spaces amended to LHDC.	
Rev	Date	Description	By



PROJECT  
**Royal Wharf,  
 Development Phase 1**

TITLE  
**Plot 10 Tenth Floor**

DRAWING STATUS  
**PLANNING APPROVAL**

DRAWN	MB	CHECKED	MB
-------	----	---------	----

SCALE 1-250 @ A1 / 1-500 @ A3

DATE 07/05/14



4th Floor, South Building, Staple Inn Buildings,  
 High Holborn, London, WC1V 7PZ  
 Carnwood Court, Carnwood Road,  
 Sheepbridge, Chesterfield, S41 9QB

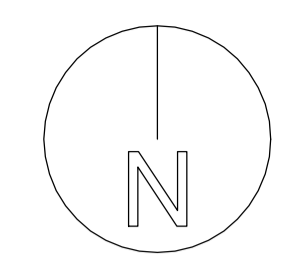
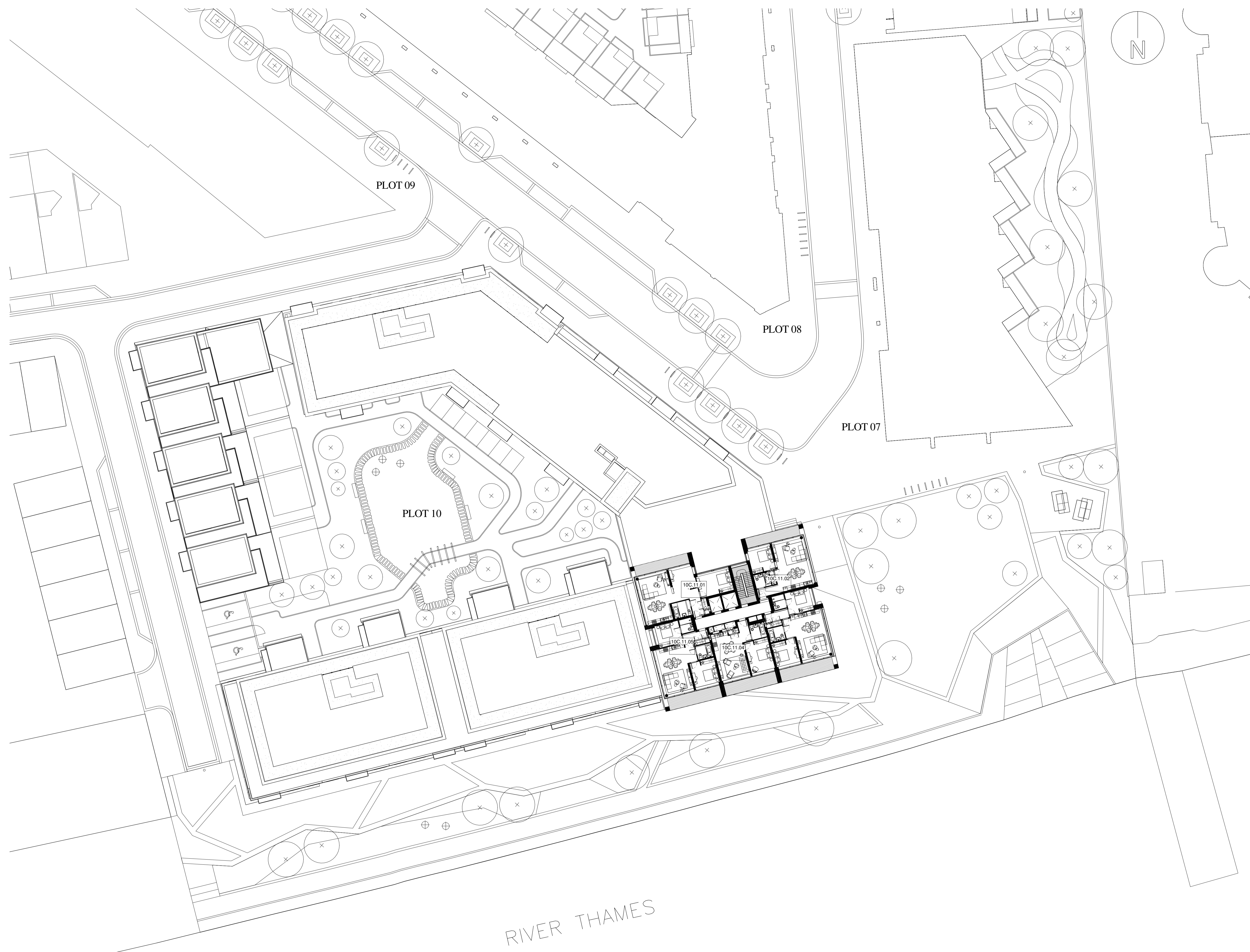
t: 020 3388 0019, e: email@wcec.co.uk, www.wcec.co.uk



JOB NO.	DRAWING NO.	REV
13-500	DPA-10-110	P2

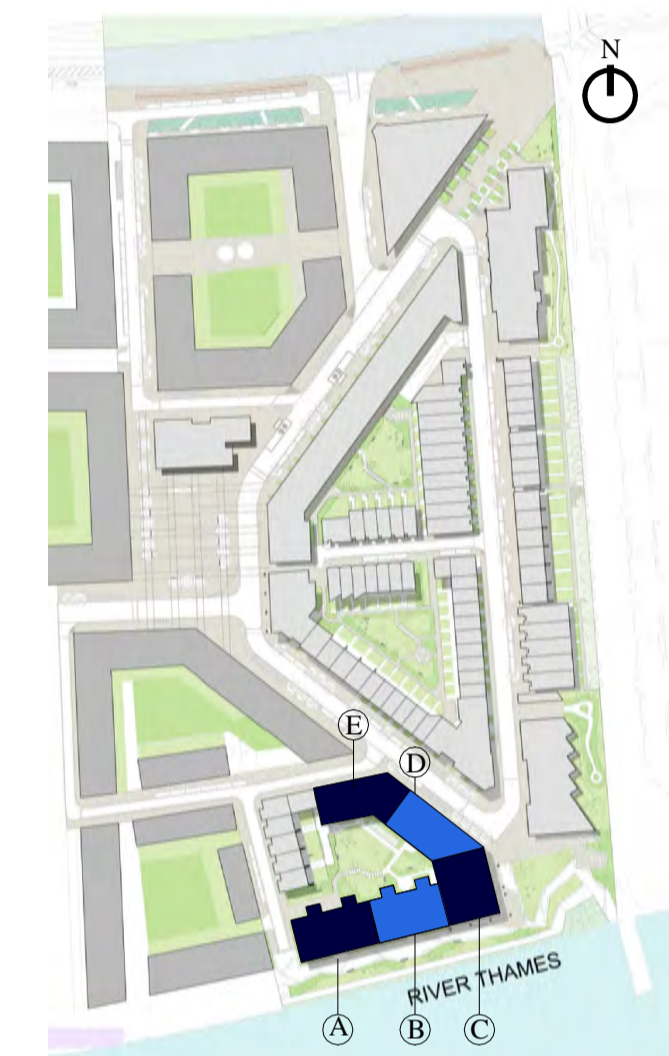
RIVER THAMES



This drawing is copyright and shall not be reproduced or used for any other purpose without the written permission of the Architects.  
 It is the contractors responsibility to ensure full compliance with the Building Regulations.  
 Do not scale from this drawing, use figured dimensions only.  
 It is the contractors responsibility to check and verify all dimensions on site.  
 Any discrepancies to be reported immediately.  
 IF IN DOUBT ASK.  
 Materials not in conformity with relevant British or European Standards/Codes of practice or materials known to be deleterious to health & safety must not be used or specified on this project.  
 Materials known to contain asbestos contaminated materials (ACM's) in the manufacture or installation process have not been specified and must not be used on this project.



-  **Balcony/external amenity space**
-  **Balcony/external terrace space**



**Block Location Plan**

P2	10.04.14	Layouts amended, balconies added at first floor level, basement rationalised, cycle and bin stores amended to LHDG recommendations, apartment layouts amended, service risers and stairs rationalised, residents storage added to LHDG, external amenity spaces amended to LHDG.	
Rev	Date	Description	By



PROJECT  
**Royal Wharf,**  
 Development Phase 1

TITLE  
**Plot 10 Eleventh Floor**

DRAWING STATUS  
**PLANNING APPROVAL**

DRAWN	MB	CHECKED	MB
-------	----	---------	----

SCALE 1-250 @ A1 / 1-500 @ A3

DATE 07/05/14

**wcec** architects

4th Floor, South Building, Staple Inn Buildings,  
 High Holborn, London, WC1V 7PZ  
 Carnwood Court, Carnwood Road,  
 Sheepbridge, Chesterfield, S41 9QB

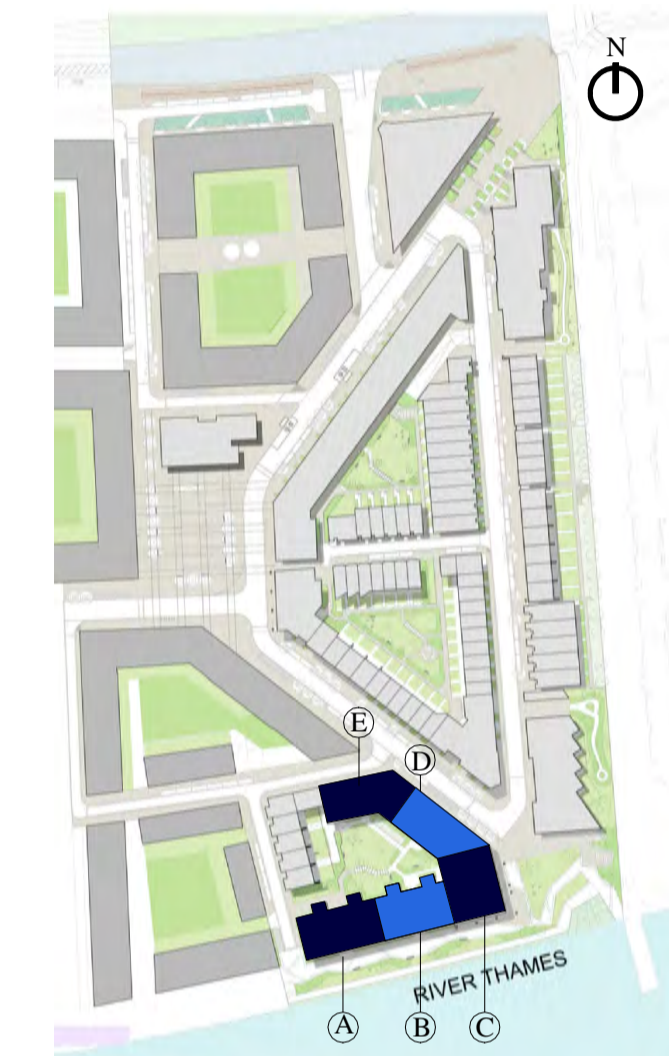
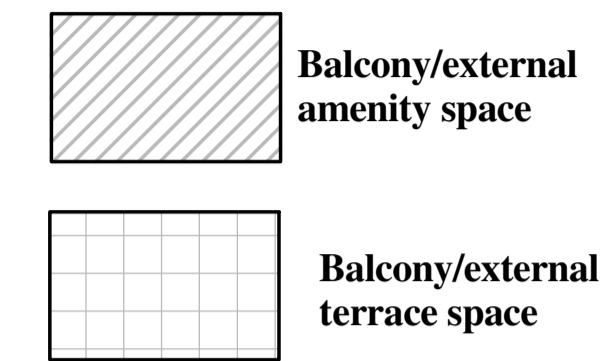
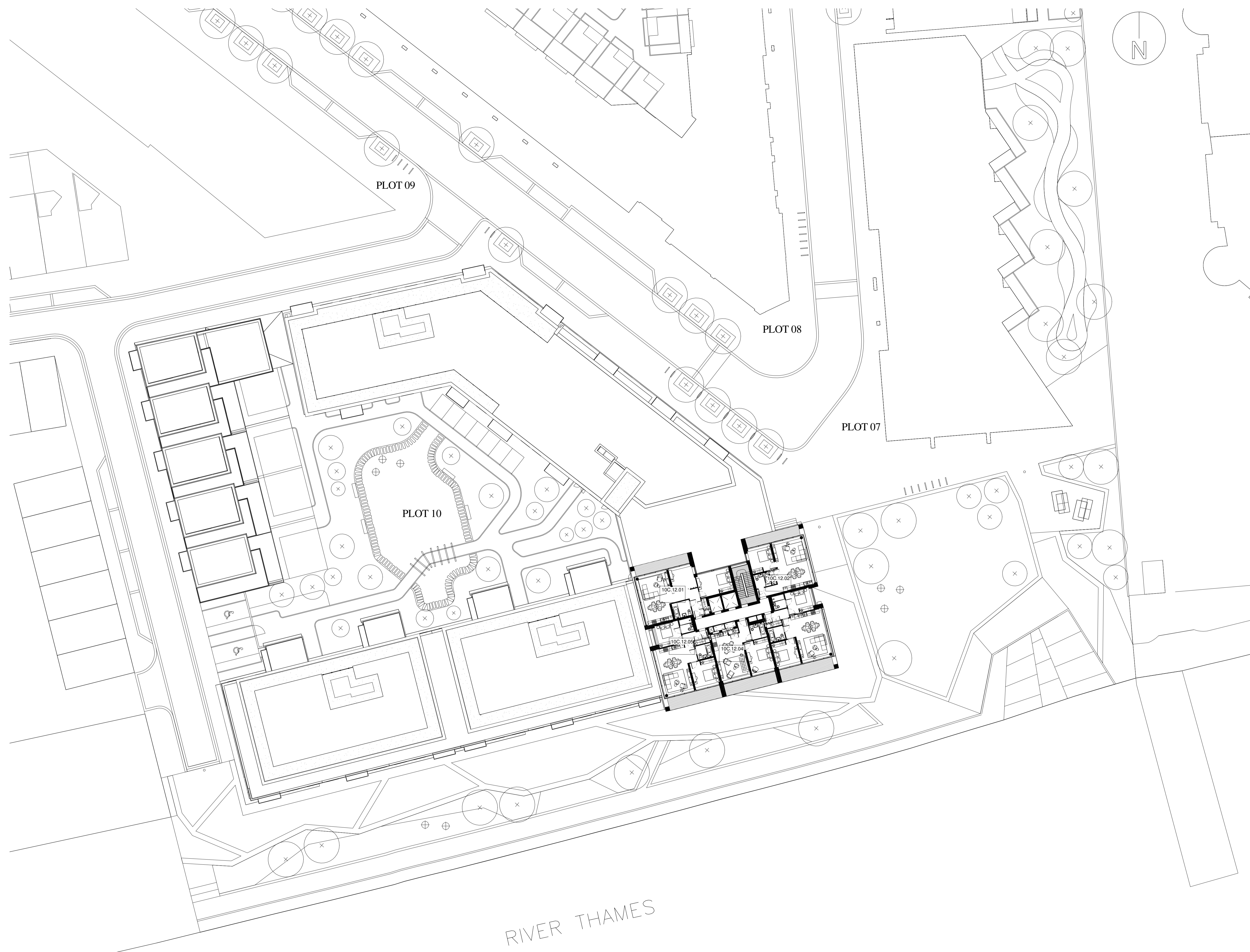
t: 020 3388 0019, e: email@wcec.co.uk, www.wcec.co.uk

JOB NO.	DRAWING NO.	REV
13-500	DPA-10-111	P2

RIVER THAMES



This drawing is copyright and shall not be reproduced or used for any other purpose without the written permission of the Architects.  
 It is the contractors responsibility to ensure full compliance with the Building Regulations and documentation.  
 Do not scale from this drawing, use figured dimensions only.  
 It is the contractors responsibility to check and verify all dimensions on site.  
 Any discrepancies to be reported immediately.  
 IF IN DOUBT ASK.  
 Materials not in conformity with relevant British or European Standards/Codes of practice or materials known to be deleterious to health & safety must not be used or specified on this project.  
 Materials known to contain asbestos contaminated materials (ACM's) in the manufacture or installation process have not been specified and must not be used on this project.



Block Location Plan

P2	10.04.14	Layouts amended, balconies added at first floor level, basement rationalised, cycle and bin stores amended to LHDG recommendations, apartment layouts amended, service risers and stairs rationalised, residents storage added to LHDG, external amenity spaces amended to LHDG.	
Rev	Date	Description	By



PROJECT  
 Royal Wharf,  
 Development Phase 1

TITLE  
 Plot 10 Twelfth Floor

DRAWING STATUS  
 PLANNING APPROVAL

DRAWN	MB	CHECKED	MB
-------	----	---------	----

SCALE 1-250 @ A1 / 1-500 @ A3

DATE 07/05/14

**wcec** architects

4th Floor, South Building, Staple Inn Buildings,  
 High Holborn, London, WC1V 7PZ  
 Carnwood Court, Carnwood Road,  
 Sheepbridge, Chesterfield, S41 9QB

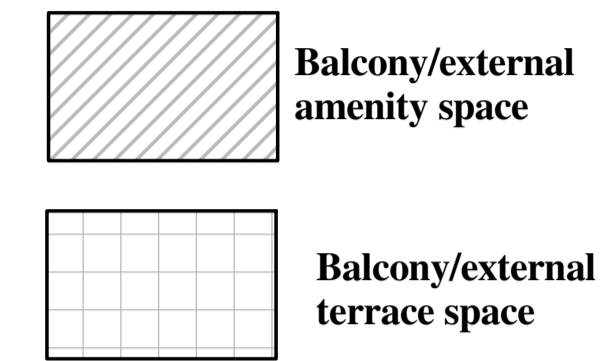
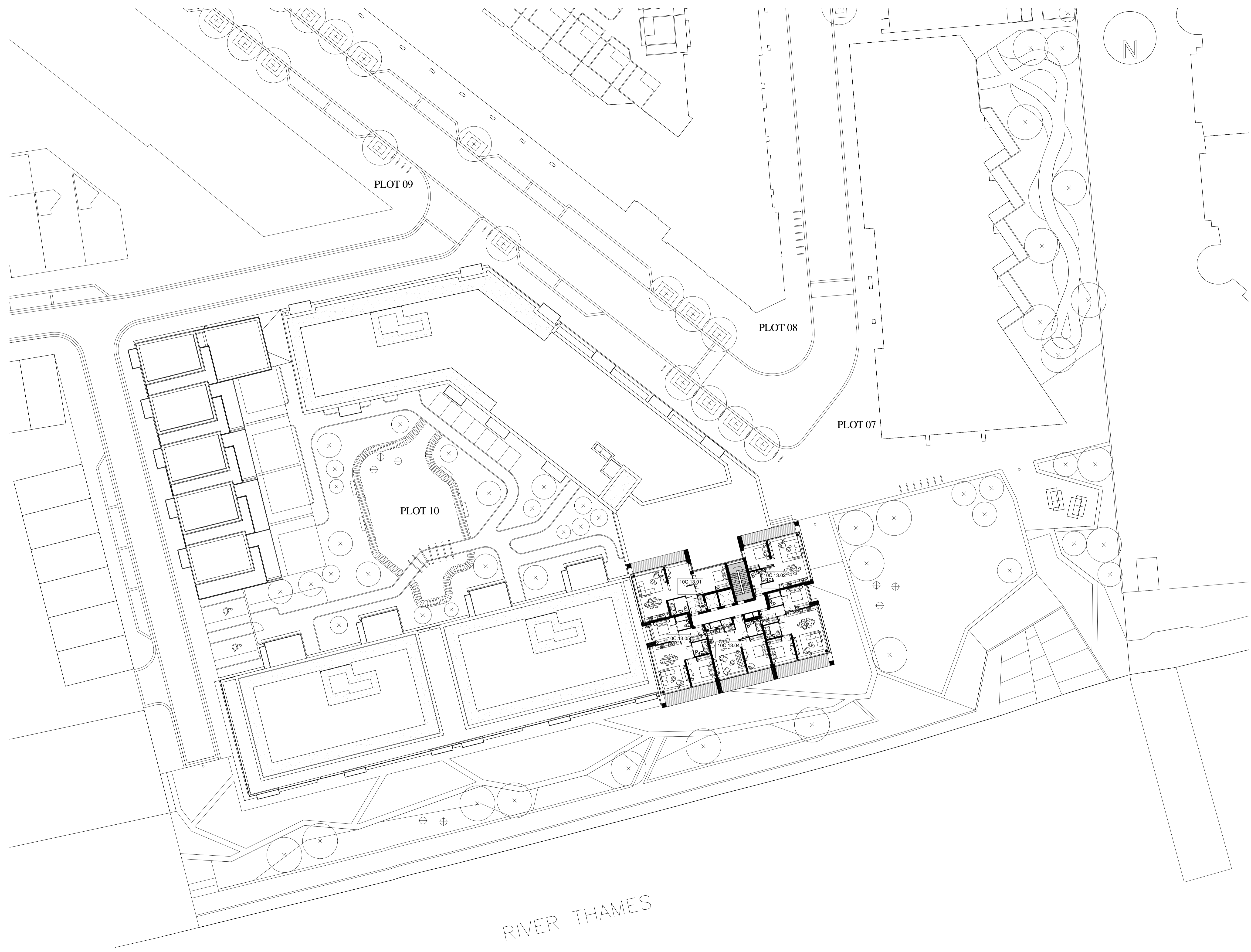
t: 020 3388 0019, e: email@wcec.co.uk, www.wcec.co.uk

JOB NO.	DRAWING NO.	REV
13-500	DPA-10-112	P2

RIVER THAMES



© WCEC ARCHITECTS - DISCLAIMER  
 This drawing is copyright and shall not be reproduced or used for any other purpose without the written permission of the Architects.  
 This drawing must be read in conjunction with all other related drawings and documentation.  
 It is the contractors responsibility to ensure full compliance with the Building Regulations.  
 Do not scale from this drawing, use figured dimensions only.  
 It is the contractors responsibility to check and verify all dimensions on site.  
 Any discrepancies to be reported immediately.  
 IF IN DOUBT ASK.  
 Materials not in conformity with relevant British or European Standards/Codes of practice or materials known to be deleterious to health & safety must not be used or specified on this project.  
 Materials known to contain asbestos contaminated materials (ACM's) in the manufacture or installation process have not been specified and must not be used on this project.



**Block Location Plan**

P2	10.04.14	Layouts amended, balconies added at first floor level, basement rationalised, cycle and bin stores amended to LHDG recommendations, apartment layouts amended, service risers and stairs rationalised, residents storage added to LHDG, external amenity spaces amended to LHDG.	
Rev	Date	Description	By



PROJECT  
**Royal Wharf,  
 Development Phase 1**

TITLE  
**Plot 10 Thirteenth Floor**

DRAWING STATUS  
**PLANNING APPROVAL**

DRAWN	MB	CHECKED	MB
-------	----	---------	----

SCALE 1-250 @ A1 / 1-500 @ A3

DATE 07/05/14

**wcec** architects

4th Floor, South Building, Staple Inn Buildings,  
 High Holborn, London, WC1V 7PZ  
 Carnwood Court, Carnwood Road,  
 Sheepbridge, Chesterfield, S41 9QB

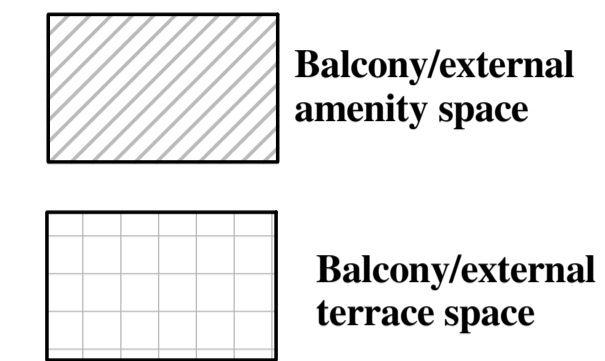
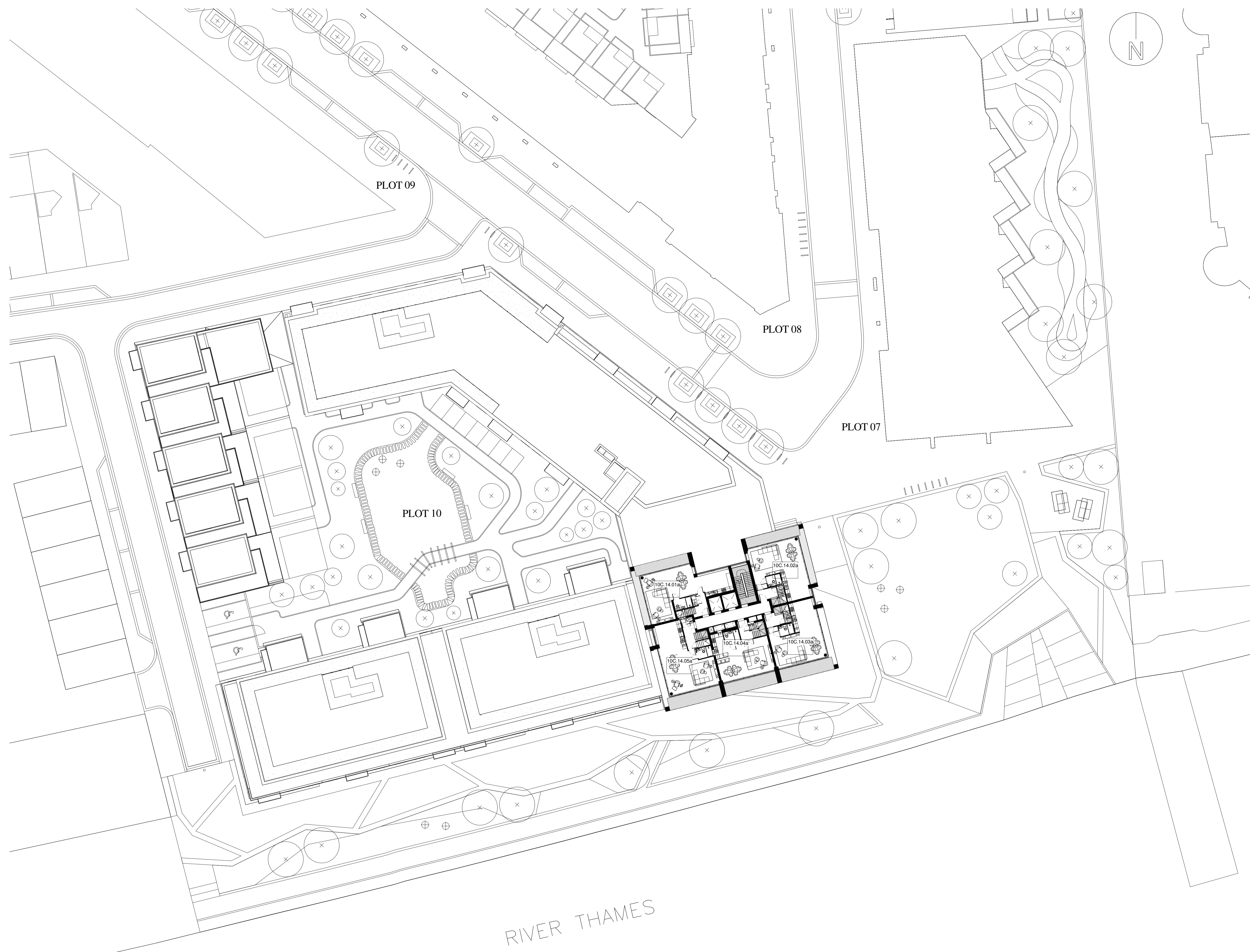
t: 020 3388 0019, e: email@wcec.co.uk, www.wcec.co.uk

JOB NO.	DRAWING NO.	REV
13-500	DPA-10-113	P2

RIVER THAMES



This drawing is copyright and shall not be reproduced or used for any other purpose without the written permission of the Architects.  
 This drawing must be read in conjunction with all other related drawings and documentation.  
 It is the contractors responsibility to ensure full compliance with the Building Regulations.  
 Do not scale from this drawing, use figured dimensions only.  
 It is the contractors responsibility to check and verify all dimensions on site.  
 Any discrepancies to be reported immediately.  
 IF IN DOUBT ASK.  
 Materials not in conformity with relevant British or European Standards/Codes of practice or materials known to be deleterious to health & safety must not be used or specified on this project.  
 Materials known to contain asbestos contaminated materials (ACM's) in the manufacture or installation process have not been specified and must not be used on this project.



Block Location Plan

P2	10.04.14	Layouts amended, balconies added at first floor level, basement rationalised, cycle and bin stores amended to LHDG recommendations, apartment layouts amended, service risers and stairs rationalised, residents storage added to LHDG, external amenity spaces amended to LHDG.	
Rev	Date	Description	By



PROJECT  
 Royal Wharf,  
 Development Phase 1

TITLE  
 Plot 10 Fourteenth Floor

DRAWING STATUS  
**PLANNING APPROVAL**

DRAWN	MB	CHECKED	MB
SCALE	1-250 @ A1 / 1-500 @ A3		
DATE	07/05/14		

**wcec** architects

4th Floor, South Building, Staple Inn Buildings,  
 High Holborn, London, WC1V 7PZ

Canwood Court, Canwood Road,  
 Sheepbridge, Chesterfield, S41 9QB

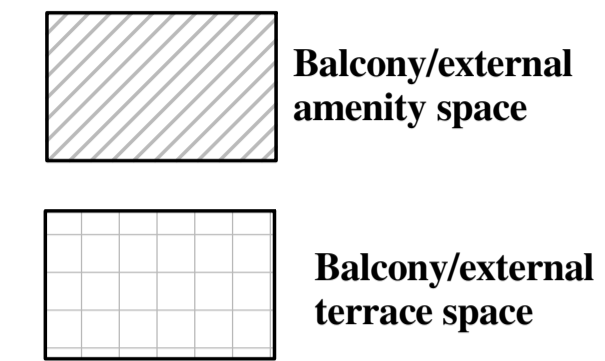
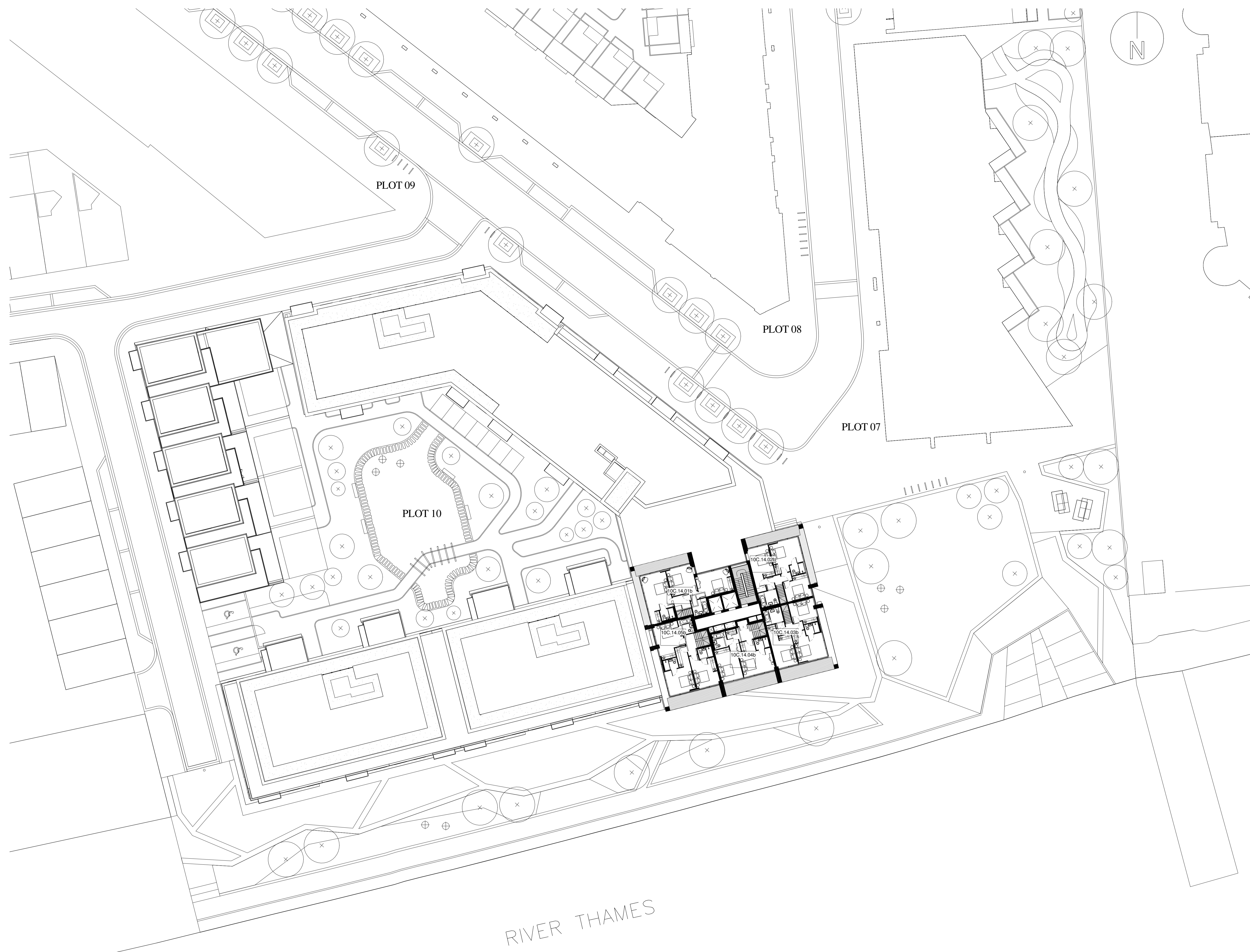
t: 020 3388 0019, e: email@wcec.co.uk, www.wcec.co.uk

JOB NO.	DRAWING NO.	REV
13-500	DPA-10-114	P2

RIVER THAMES



This drawing is copyright and shall not be reproduced or used for any other purpose without the written permission of the Architects.  
 This drawing must be read in conjunction with all other related drawings and documentation.  
 It is the contractors responsibility to ensure full compliance with the Building Regulations.  
 Do not scale from this drawing, use figured dimensions only.  
 It is the contractors responsibility to check and verify all dimensions on site.  
 Any discrepancies to be reported immediately.  
 IF IN DOUBT ASK.  
 Materials not in conformity with relevant British or European Standards/Codes of practice or materials known to be deleterious to health & safety must not be used or specified on this project.  
 Materials known to contain asbestos contaminated materials (ACM's) in the manufacture or installation process have not been specified and must not be used on this project.



**Block Location Plan**

P2	10.04.14	Layouts amended, balconies added at first floor level, basement rationalised, cycle and bin stores amended to LHDG recommendations, apartment layouts amended, service risers and stairs rationalised, residents storage added to LHDG, external amenity spaces amended to LHDG.	
Rev	Date	Description	By



PROJECT  
**Royal Wharf,  
 Development Phase 1**

TITLE  
**Plot 10 Fifteenth Floor**

DRAWING STATUS  
**PLANNING APPROVAL**

DRAWN MB CHECKED MB

SCALE 1-250 @ A1 / 1-500 @ A3

DATE 07/05/14

**wcec** architects

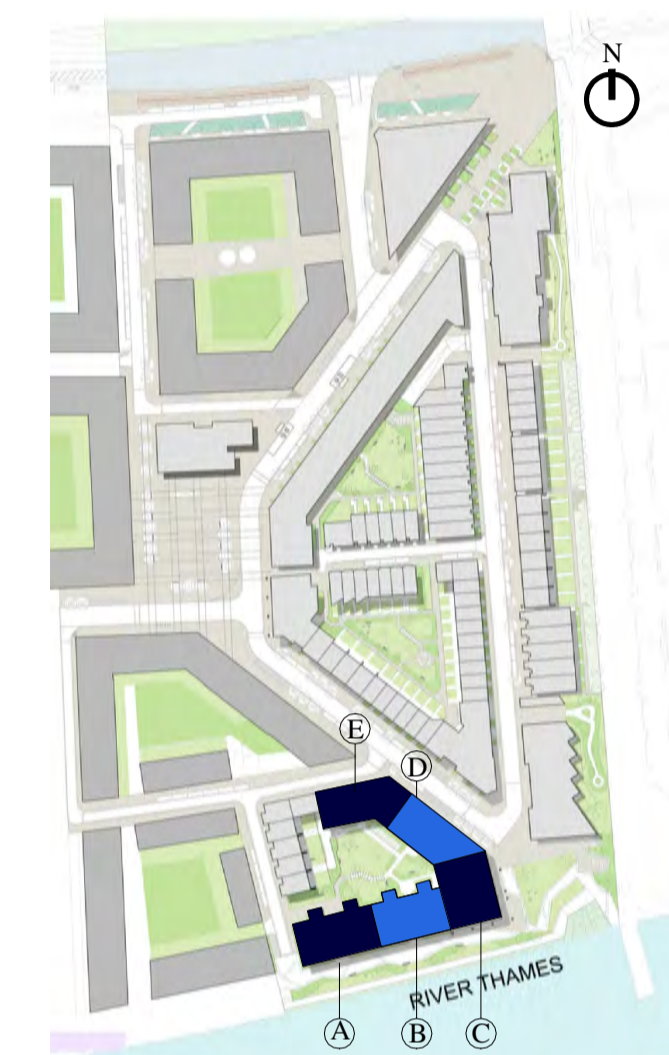
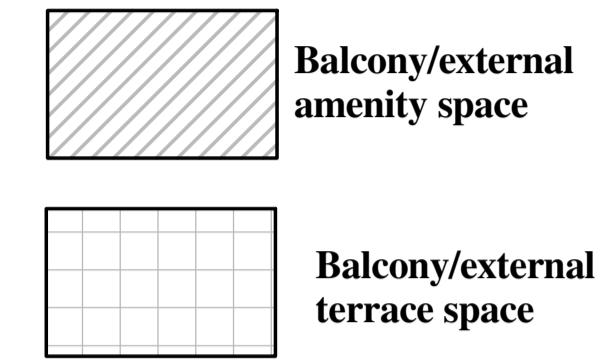
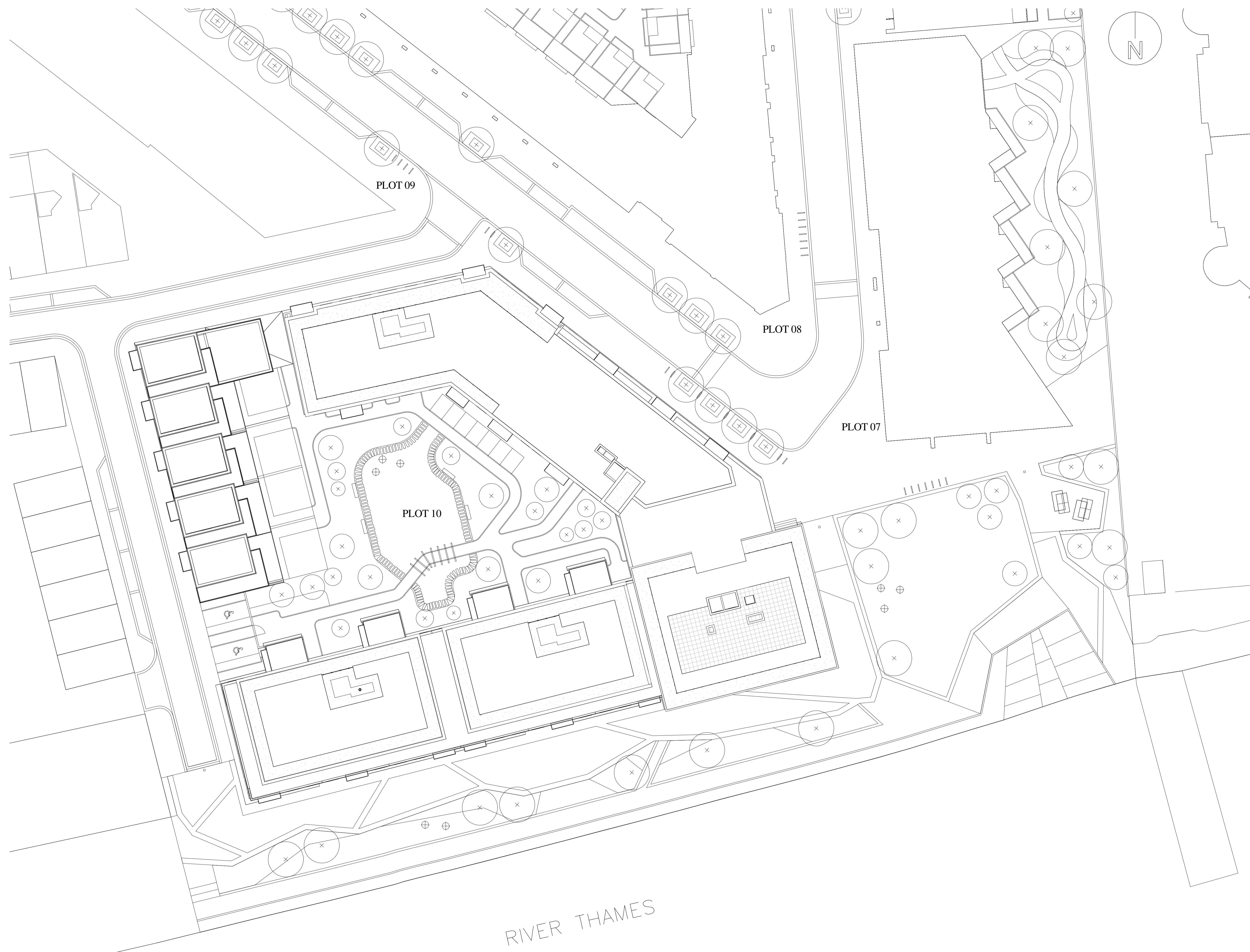
4th Floor, South Building, Staple Inn Buildings,  
 High Holborn, London, WC1V 7PZ  
 Carnwood Court, Carnwood Road,  
 Sheepbridge, Chesterfield, S41 9QB

t: 020 3388 0019, e: email@wcec.co.uk, www.wcec.co.uk

JOB NO.	DRAWING NO.	REV
13-500	DPA-10-115	P2



This drawing is copyright and shall not be reproduced or used for any other purpose without the written permission of the Architects.  
 It is the contractors responsibility to ensure full compliance with the Building Regulations.  
 Do not scale from this drawing, use figured dimensions only.  
 It is the contractors responsibility to check and verify all dimensions on site.  
 Any discrepancies to be reported immediately.  
 IF IN DOUBT ASK.  
 Materials not in conformity with relevant British or European Standards/Codes of practice or materials known to be deleterious to health & safety must not be used or specified on this project.  
 Materials known to contain asbestos contaminated materials (ACM's) in the manufacture or installation process have not been specified and must not be used on this project.



Block Location Plan

P2	10.04.14	Layouts amended, balconies added at first floor level, basement rationalised, cycle and bin stores amended to LHDG recommendations, apartment layouts amended, service risers and stairs rationalised, residents storage added to LHDG, external amenity spaces amended to LHDG.	
Rev	Date	Description	By



PROJECT  
 Royal Wharf,  
 Development Phase 1

TITLE  
 Plot 10 Roof Plan

DRAWING STATUS  
 PLANNING APPROVAL

DRAWN	MB	CHECKED	MB
-------	----	---------	----

SCALE 1-250 @ A1 / 1-500 @ A3  
 DATE 07/05/14

**wcec** architects

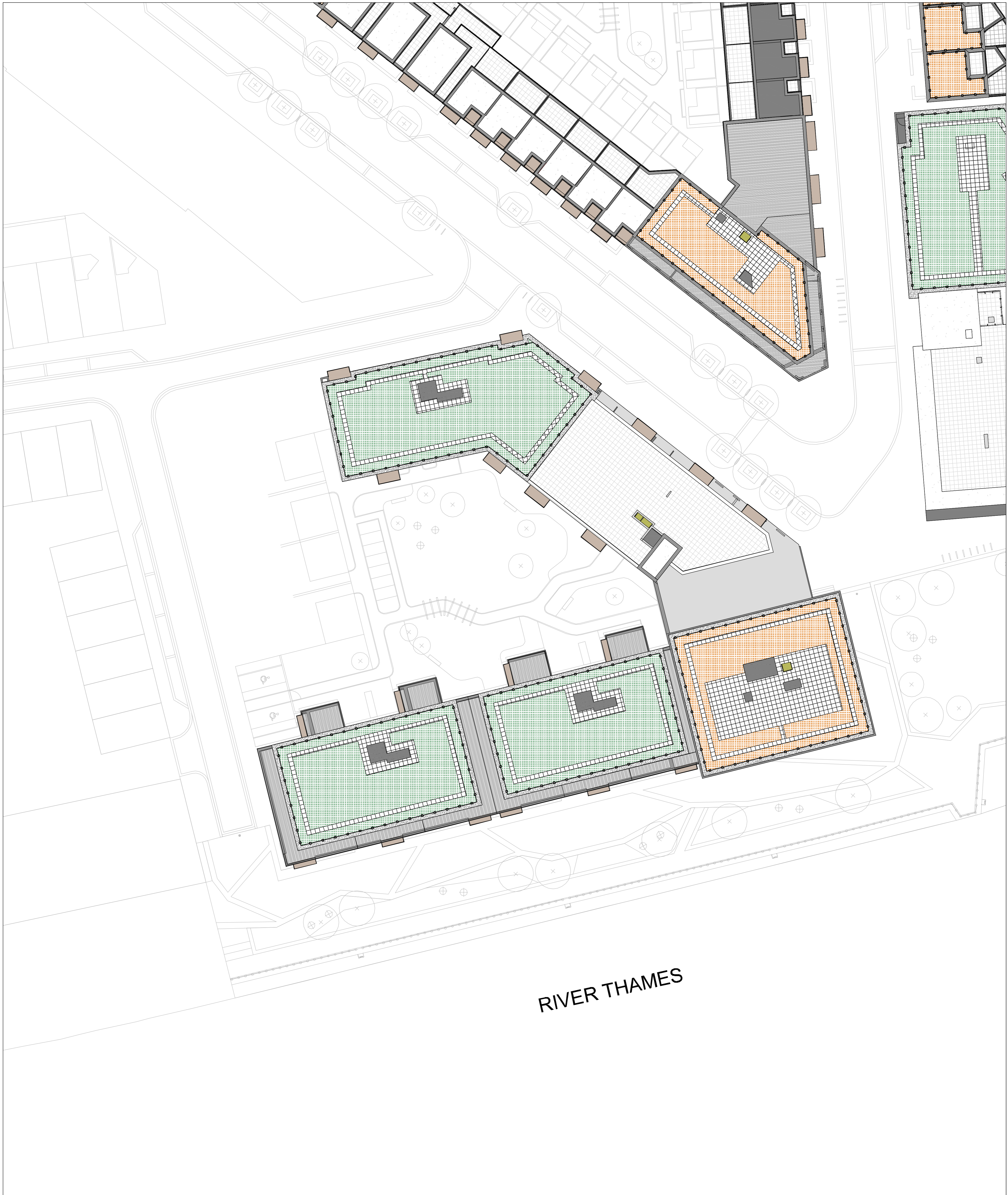
4th Floor, South Building, Staple Inn Buildings,  
 High Holborn, London, WC1V 7PZ  
 Carnwood Court, Carnwood Road,  
 Sheepbridge, Chesterfield, S41 9QB

t: 020 3388 0019, e: email@wcec.co.uk, www.wcec.co.uk

JOB NO.	DRAWING NO.	REV
13-500	DPA-10-116	P2

RIVER THAMES





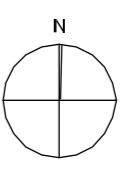
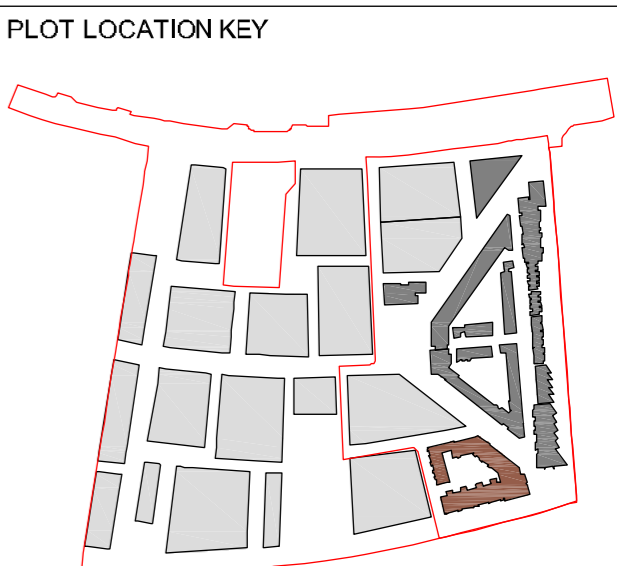
RIVER THAMES

**KEY**

	BROWN ROOF - TO SPECIFICATION 3846m <sup>2</sup>
	GREEN ROOF - TO SPECIFICATION 1302m <sup>2</sup>
	PAVING TYPE 1 600mm x 600mm x 50mm ANDOVER CONCRETE PAVING
	GRAVEL STRIP 600mm WIDTH - TO ARCHITECTS DETAIL
	PRIVATE ROOF TERRACE - TO ARCHITECTS DETAIL
	PRIVATE ROOF TERRACE - TO ARCHITECTS DETAIL
	DEMOUNTABLE KEY CLAMP BALUSTRADE SYSTEM

**NOTE**  
1. DEMOUNTABLE KEY CLAMP BALUSTRADE  
REQUIRES A PG PAVING SLAB EVERY 1.2M  
TO HOLD IT IN PLACE.

- GENERAL NOTES**
1. Do not scale drawing.
  2. All setting out, levels and dimensions to be agreed on site.
  3. The dimensions of all materials must be checked on site before being laid out.
  4. This drawing must be read with the relevant specification clauses and detail drawings.
  5. Order of construction and setting out to be agreed on site.



Project  
**ROYAL WHARF  
DEVELOPMENT PHASE 1**

Drawing Title  
**LANDSCAPE ROOF PLAN  
PLOT 10**

Revision	Date	Description
P01 - Minor Amendments	15/09/11	
P02 - Surface Finishes Amendments	24/02/14	
P03 - Minor Amendments	27/05/14	
P04 - Roof Layouts Amended	08/05/14	

Dimensions to be verified on site.  
Figured dimensions to take preference to those called.  
Any areas indicated on this drawing are for guidance only.  
We accept no responsibility for their accuracy.

Client: **Ballymore Group**  
Address: **Pointe North  
3 Greenwich View Place  
London  
E14 9NN**

Consultant  
**TOWNSHEND**  
Landscape Architects  
Unit 3A Zebra House  
London EC2A 4HU  
Telephone: 020 7729 9333 Fax: 020 7729 3300  
E-Mail: [info@townshend.co.uk](mailto:info@townshend.co.uk)

Project No.  
465.1  
Date  
MAY 14

Scale  
1:250 @ A1  
1:500 @ A3  
Drawing Size  
A1

Approved By  
RA  
Drawn By  
MK

Drawing No.  
DPA-10-902  
Revision  
P04



This drawing is copyright and shall not be reproduced or used for any other purpose without the written permission of the Architects.  
 This drawing must be read in conjunction with all other related drawings and documentation.  
 It is the contractors responsibility to ensure full compliance with the Building Regulations.  
 Do not scale from this drawing, use figured dimensions only.  
 It is the contractors responsibility to check and verify all dimensions on site.  
 Any discrepancies to be reported immediately.  
 IF IN DOUBT ASK.  
 Materials not in conformity with relevant British or European Standards/Codes of practice or materials known to be deleterious to health & safety must not be used or specified on this project.  
 Materials known to contain asbestos contaminated materials (ACM's) in the manufacture or installation process have not been specified and must not be used on this project.

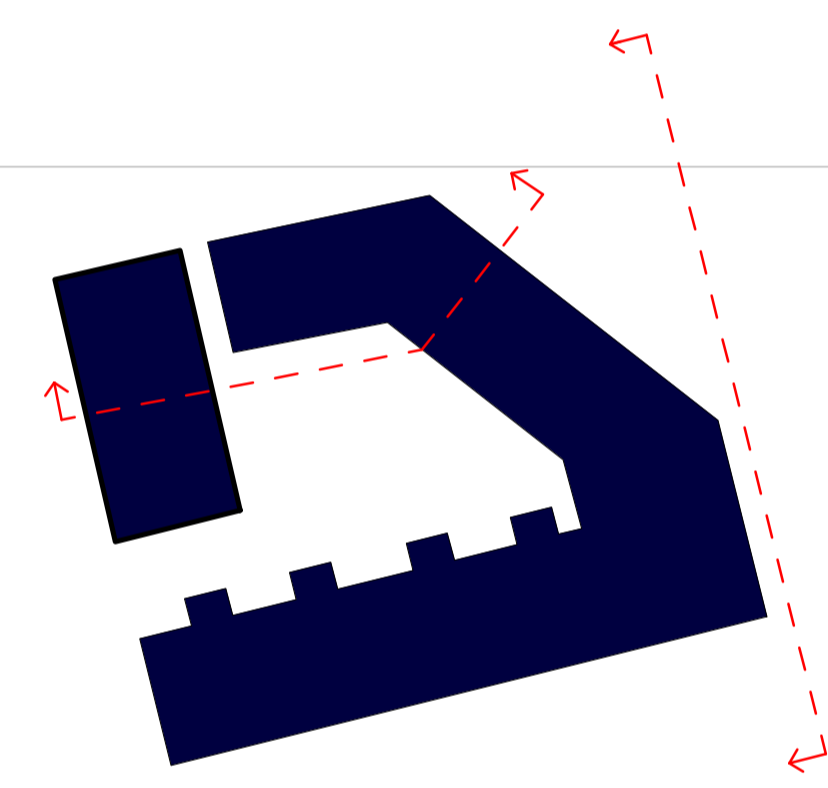


**EAST ELEVATION Planning Amendment**

1 : 250



**Block Location Plan**



**Elevation Key Plan 181**

1 : 1000



**COURTYARD SOUTH ELEVATION - Planning Amendment**

1 : 250

Rev	Date	Description	By
-----	------	-------------	----



PROJECT  
**Royal Wharf,**  
 Development Phase 1

TITLE  
**Plot 10 East Elevation/ Courtyard**  
 South Elevation

DRAWING STATUS  
**PLANNING APPROVAL**

DRAWN	AS	CHECKED	MB
-------	----	---------	----

SCALE 1-250 @ A1 / 1-500 @ A3  
 DATE 06/05/14

**wcec** architects

4th Floor, South Building, Staple Inn Buildings,  
 High Holborn, London, WC1V 7PZ

Carnwood Court, Carnwood Road,  
 Sheepbridge, Chesterfield, S41 9QB

t: 020 3388 0019, e: email@wcec.co.uk, www.wcec.co.uk

JOB NO.	DRAWING NO.	REV
13-500	DPA-10-201	P2



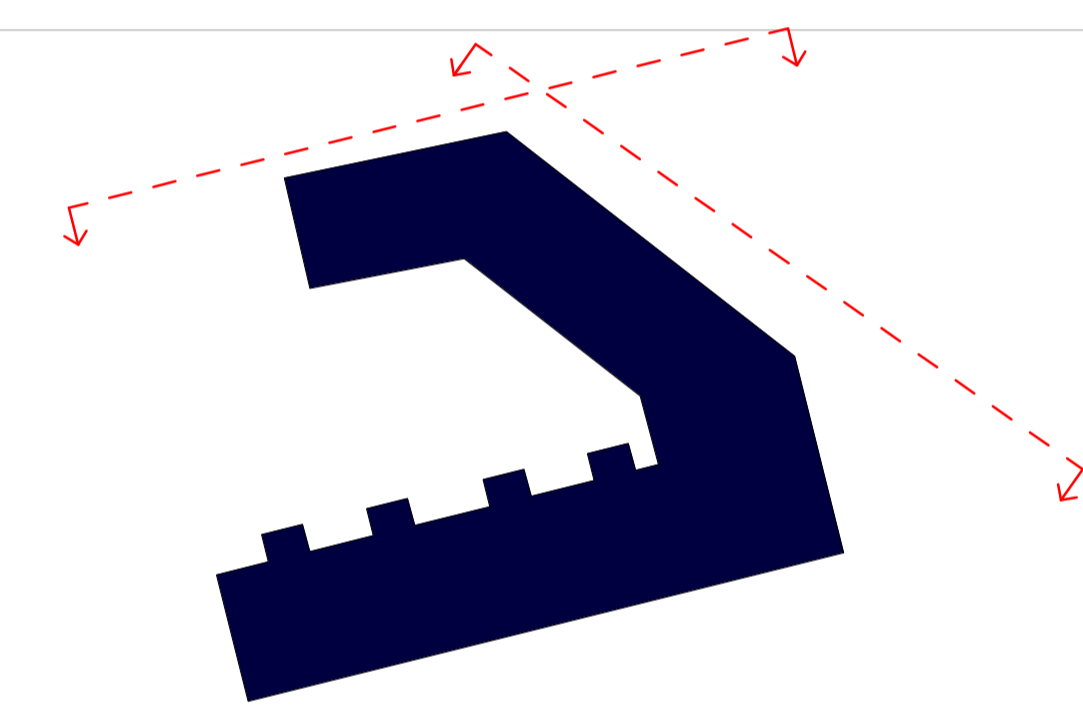
© WCEC ARCHITECTS - DISCLAIMER  
 This drawing is copyright and shall not be reproduced or used for any other purpose without the written permission of the Architects.  
 It is the contractors responsibility to ensure full compliance with the Building Regulations.  
 Do not scale from this drawing, use figured dimensions only.  
 It is the contractors responsibility to check and verify all dimensions on site.  
 Any discrepancies to be reported immediately.  
 IF IN DOUBT ASK.  
 Materials not in conformity with relevant British or European Standards/Codes of practice or materials known to be deleterious to health & safety must not be used or specified on this project.  
 Materials known to contain asbestos contaminated materials (ACM's) in the manufacture or installation process have not been specified and must not be used on this project.



**NORTH EAST ELEVATION Planning Amendment**  
 1 : 250



**Block Location Plan**



**Elevation Key Plan**



**NORTH ELEVATION - Planning Amendment**  
 1 : 250

Rev	Date	Description	By
-----	------	-------------	----



PROJECT  
 Royal Wharf,  
 Development Phase 1

TITLE  
 Plot 10 North Elevation/ North-East  
 Elevation

DRAWING STATUS  
 PLANNING APPROVAL

DRAWN	AS	CHECKED	JA
-------	----	---------	----

SCALE 1-250 @ A1 / 1-500 @ A3  
 DATE 06/05/14

**wcec** architects

4th Floor, South Building, Staple Inn Buildings,  
 High Holborn, London, WC1V 7PZ  
 Carnwood Court, Carnwood Road,  
 Sheepbridge, Chesterfield, S41 9QB

t: 020 3388 0019, e: email@wcec.co.uk, www.wcec.co.uk

JOB NO.	DRAWING NO.	REV
13-500	DPA-10-202	P2



This drawing is copyright and shall not be reproduced or used for any other purpose without the written permission of the Architects.  
 It is the contractors responsibility to ensure full compliance with the Building Regulations.  
 Do not scale from this drawing, use figured dimensions only.  
 It is the contractors responsibility to check and verify all dimensions on site.  
 Any discrepancies to be reported immediately.  
 IF IN DOUBT ASK.  
 Materials not in conformity with relevant British or European Standards/Codes of practice or materials known to be deleterious to health & safety must not be used or specified on this project.  
 Materials known to contain asbestos contaminated materials (ACM's) in the manufacture or installation process have not been specified and must not be used on this project.

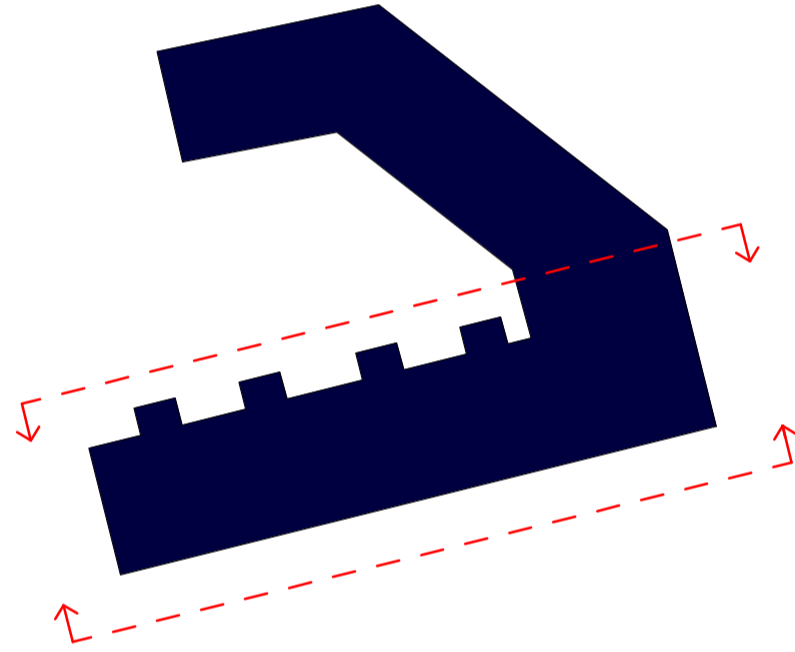


**SOUTH ELEVATION Planning Amendment**

1 : 250



**Block Location Plan**



**Elevation Key Plan**



**COURTYARD NORTH ELEVATION Planning Amendment**

1 : 250

Rev	Date	Description	By



PROJECT  
**Royal Wharf,**  
 Development Phase 1

TITLE  
**Plot 10 South Elevation / Courtyard North Elevation**

DRAWING STATUS  
**PLANNING APPROVAL**

DRAWN AS      CHECKED MB

SCALE 1-250 @ A1 / 1-500 @ A3

DATE 06/05/14

**wcec** architects

4th Floor, South Building, Staple Inn Buildings,  
 High Holborn, London, WC1V 7PZ  
 Carwood Court, Carwood Road,  
 Sheepbridge, Chesterfield, S41 9QB

t: 020 3388 0019, e: email@wcec.co.uk, www.wcec.co.uk

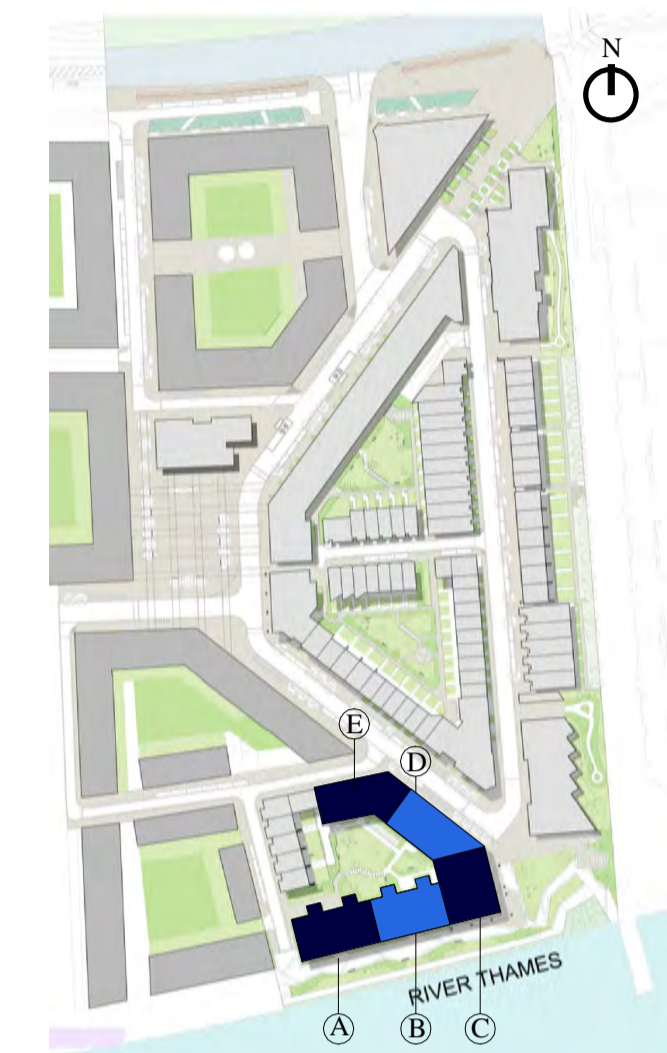
JOB NO.	DRAWING NO.	DRAWING NO.	REV
13-500	DPA-10-200		P2



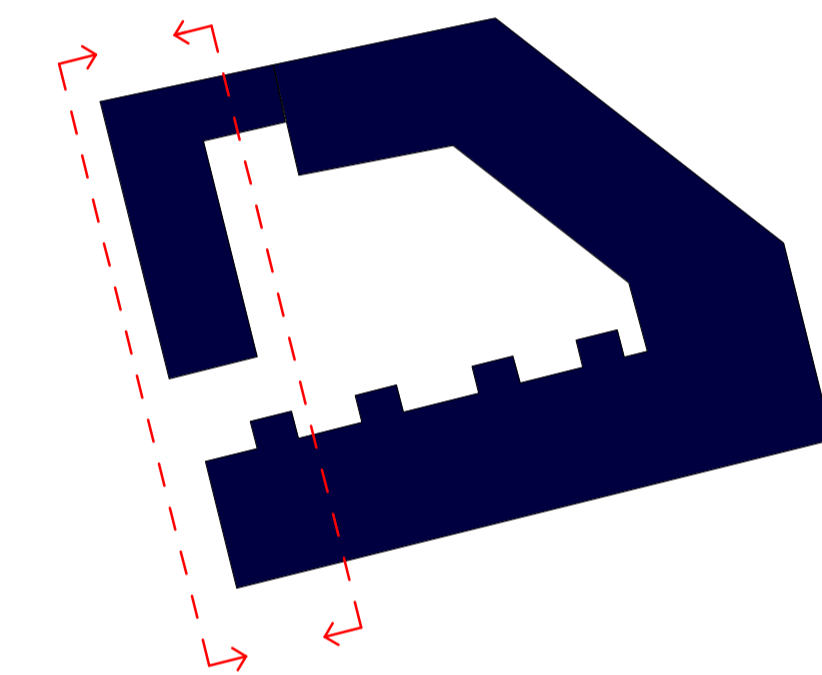
This drawing is copyright and shall not be reproduced or used for any other purpose without the written permission of the Architects.  
 This drawing must be read in conjunction with all other related drawings and documentation.  
 It is the contractors responsibility to ensure full compliance with the Building Regulations.  
 Do not scale from this drawing, use figured dimensions only.  
 It is the contractors responsibility to check and verify all dimensions on site.  
 Any discrepancies to be reported immediately.  
 IF IN DOUBT ASK.  
 Materials not in conformity with relevant British or European Standards/Codes of practice or materials known to be deleterious to health & safety must not be used or specified on this project.  
 Materials known to contain asbestos contaminated materials (ACM's) in the manufacture or installation process have not been specified and must not be used on this project.



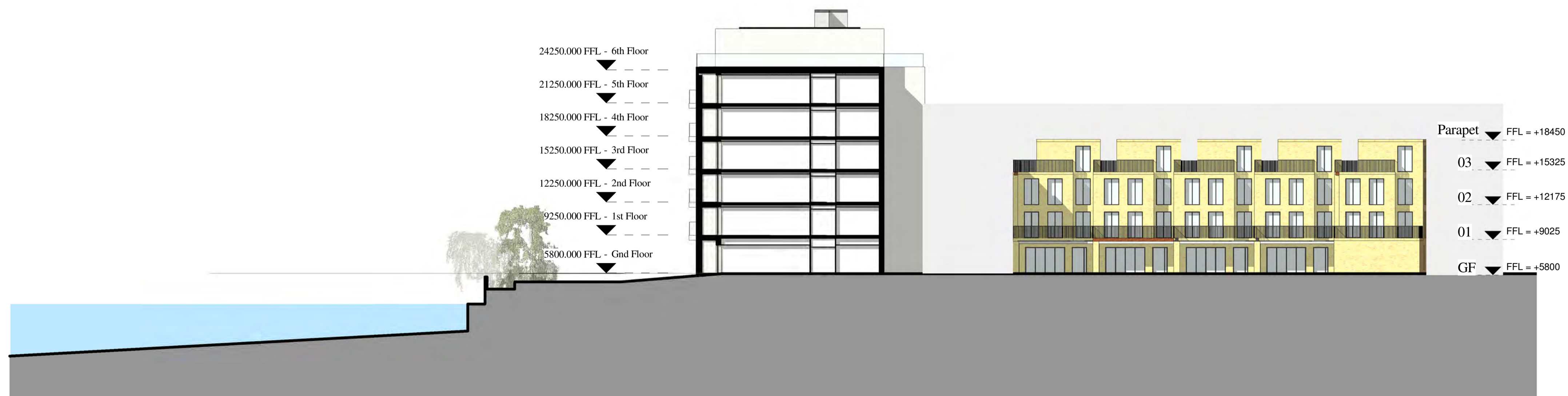
**WEST ELEVATION Planning Amendment**  
 1 : 250



**Block Location Plan**



**Elevation Key Plan**



**COURTYARD EAST ELEVATION - Planning Amendment**  
 1 : 250

Rev	Date	Description	By
-----	------	-------------	----



PROJECT  
 Royal Wharf,  
 Development Phase 1

TITLE  
 Plot 10 West Elevation / Courtyard  
 East Elevation

DRAWING STATUS  
**PLANNING APPROVAL**

DRAWN	Author	CHECKED	Checker
SCALE	1:250 @ A1 / 1:500 @ A3		
DATE	06/05/14		

**wcec** architects

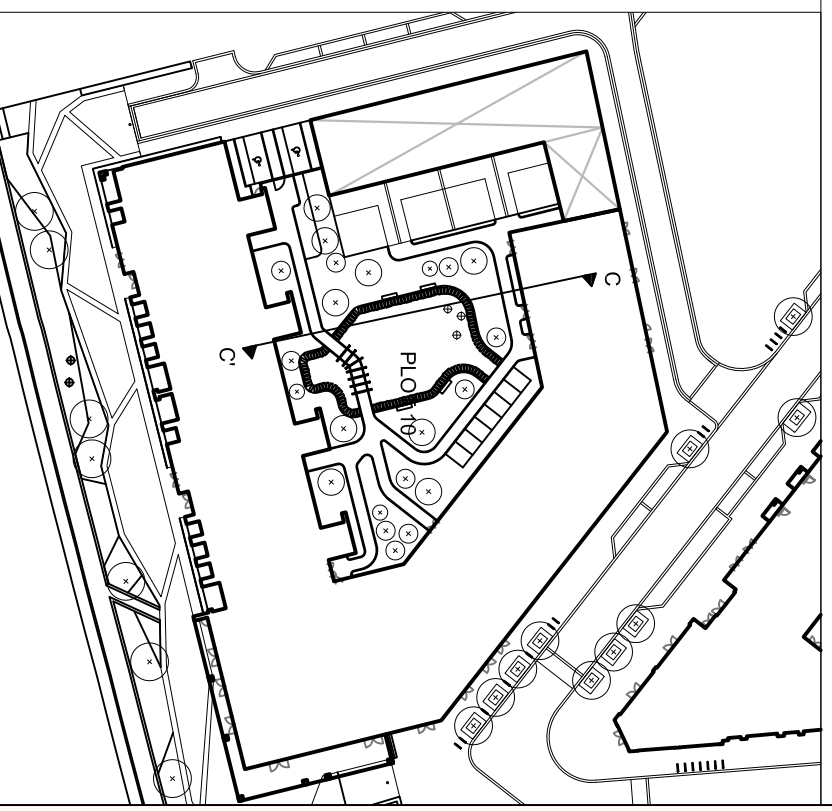
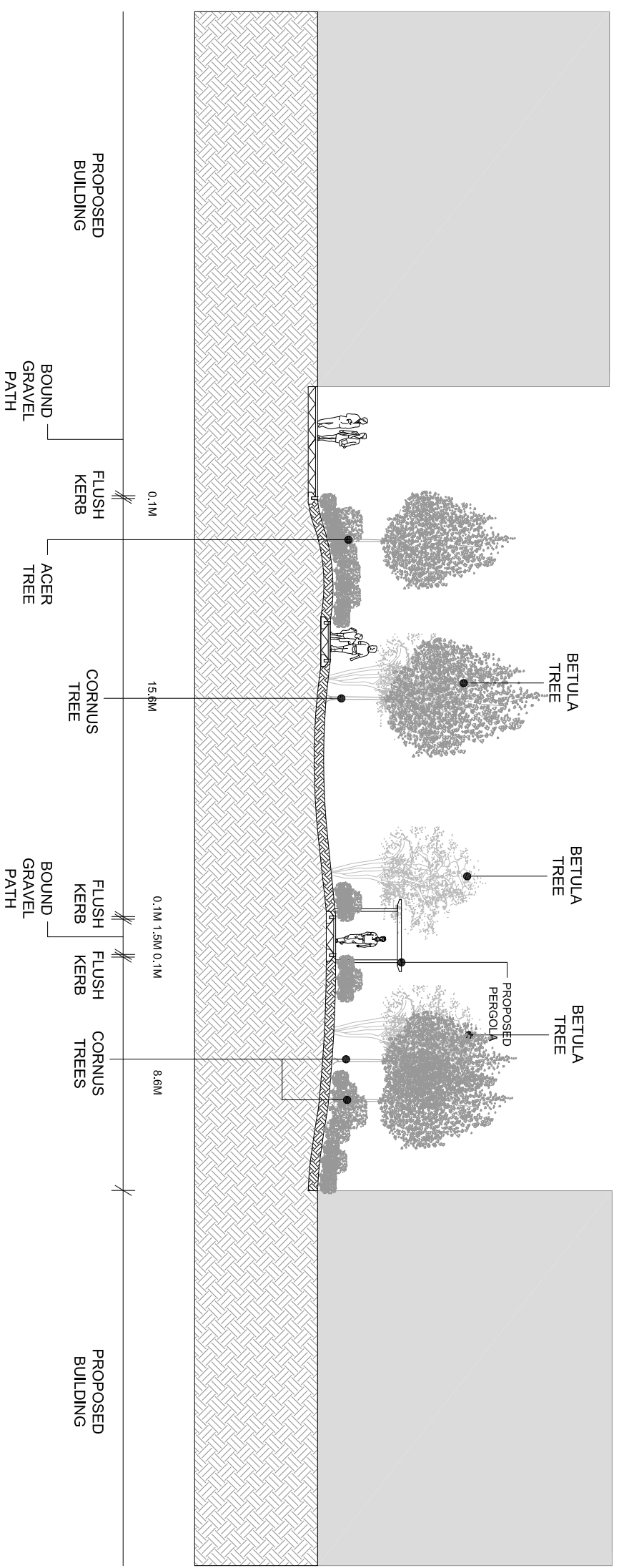
4th Floor, South Building, Staple Inn Buildings,  
 High Holborn, London, WC1V 7PZ

Carnwood Court, Carnwood Road,  
 Sheepbridge, Chesterfield, S41 9QB

t: 020 3388 0019, e: email@wcec.co.uk, www.wcec.co.uk

JOB NO.	DRAWING NO.	REV
13-500	DPA-10-203	P2





Project  
**ROYAL WHARF DEVELOPMENT PHASE 1**

Client  
**BALLYMORE GROUP**

Drawing Title  
**SECTION C - C'  
 PLOT 10**

Revision	Date
P00 - First Issue	
P01 - Contour Amendments	05-03-14
P02 - Minor Amendments	07-04-14

Consultant  
**TOWNSHEND**  
 Landscape Architects  
 Unit 3A Zealand House  
 London EC2A 4HJ  
 Telephone: 020 7729 9333 Fax: 020 7729 3300  
 E-Mail: [tk@townshenda.com](mailto:tk@townshenda.com)

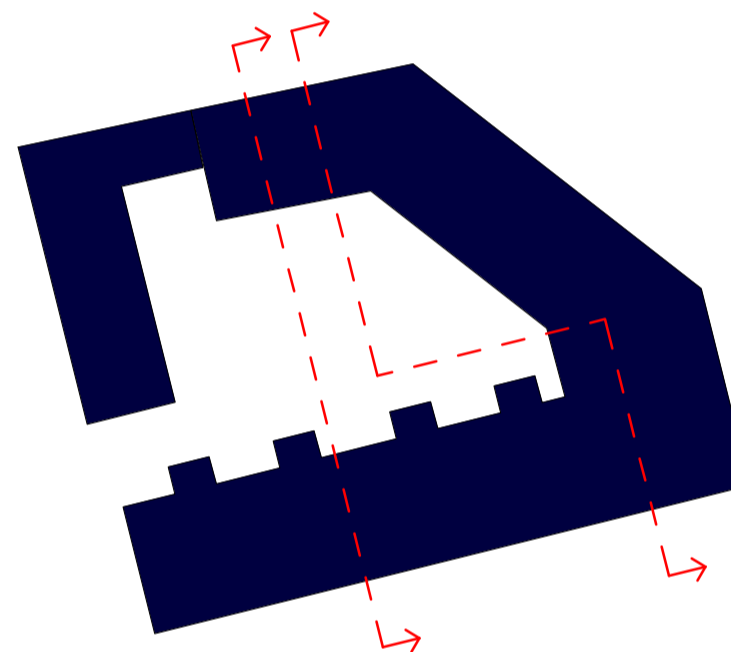
Project No. 465.1	Scale 1:200@A3	Approved By MA	Drawing No. P02
Date AUG 11	Drawing Size A3	Drawn By MIC	Revision P02
Drawing No. DPA-10-901			



© WCEC ARCHITECTS - DISCLAIMER  
 This drawing is copyright and shall not be reproduced or used for any other purpose without the written permission of the Architects.  
 This drawing must be read in conjunction with all other related drawings and documentation.  
 It is the contractors responsibility to ensure full compliance with the Building Regulations.  
 Do not scale from this drawing, use figured dimensions only.  
 It is the contractors responsibility to check and verify all dimensions on site.  
 Any discrepancies to be reported immediately.  
 IF IN DOUBT ASK.  
 Materials not in conformity with relevant British or European Standards/Codes of practice or materials known to be deleterious to health & safety must not be used or specified on this project.  
 Materials known to contain asbestos contaminated materials (ACM's) in the manufacture or installation process have not been specified and must not be used on this project.



Block Location Plan



Elevation Key Plan

Rev	Date	Description	By



PROJECT  
 Royal Wharf,  
 Development Phase 1

TITLE  
 Plot 10 Section AA / Section BB

DRAWING STATUS  
 PLANNING APPROVAL

DRAWN	Author	CHECKED	Checker

SCALE 1:250 @ A1 / 1:500 @ A3  
 DATE 06/05/14

**wcec** architects  
 4th Floor, South Building, Staple Inn Buildings,  
 High Holborn, London, WC1V 7PZ  
 Carnwood Court, Carnwood Road,  
 Sheepbridge, Chesterfield, S41 9QB  
 t: 020 3388 0019, e: email@wcec.co.uk, www.wcec.co.uk

JOB NO.	DRAWING NO.	REV
13-500	DPA-10-300	P2

- Roof Level - 54750.000 FFL
- 15th Floor - 51250.000 FFL
- 14th Floor - 48250.000 FFL
- 13th Floor - 45250.000 FFL
- 12th Floor - 42250.000 FFL
- 11th Floor - 39250.000 FFL
- 10th Floor - 36250.000 FFL
- 9th Floor - 33250.000 FFL
- 8th Floor - 30250.000 FFL
- 7th Floor - 27250.000 FFL
- 6th Floor - 24250.000 FFL
- 5th Floor - 21250.000 FFL
- 4th Floor - 18250.000 FFL
- 3rd Floor - 15250.000 FFL
- 2nd Floor - 12250.000 FFL
- 1st Floor - 9250.000 FFL
- Gnd Floor - 5800.000 FFL



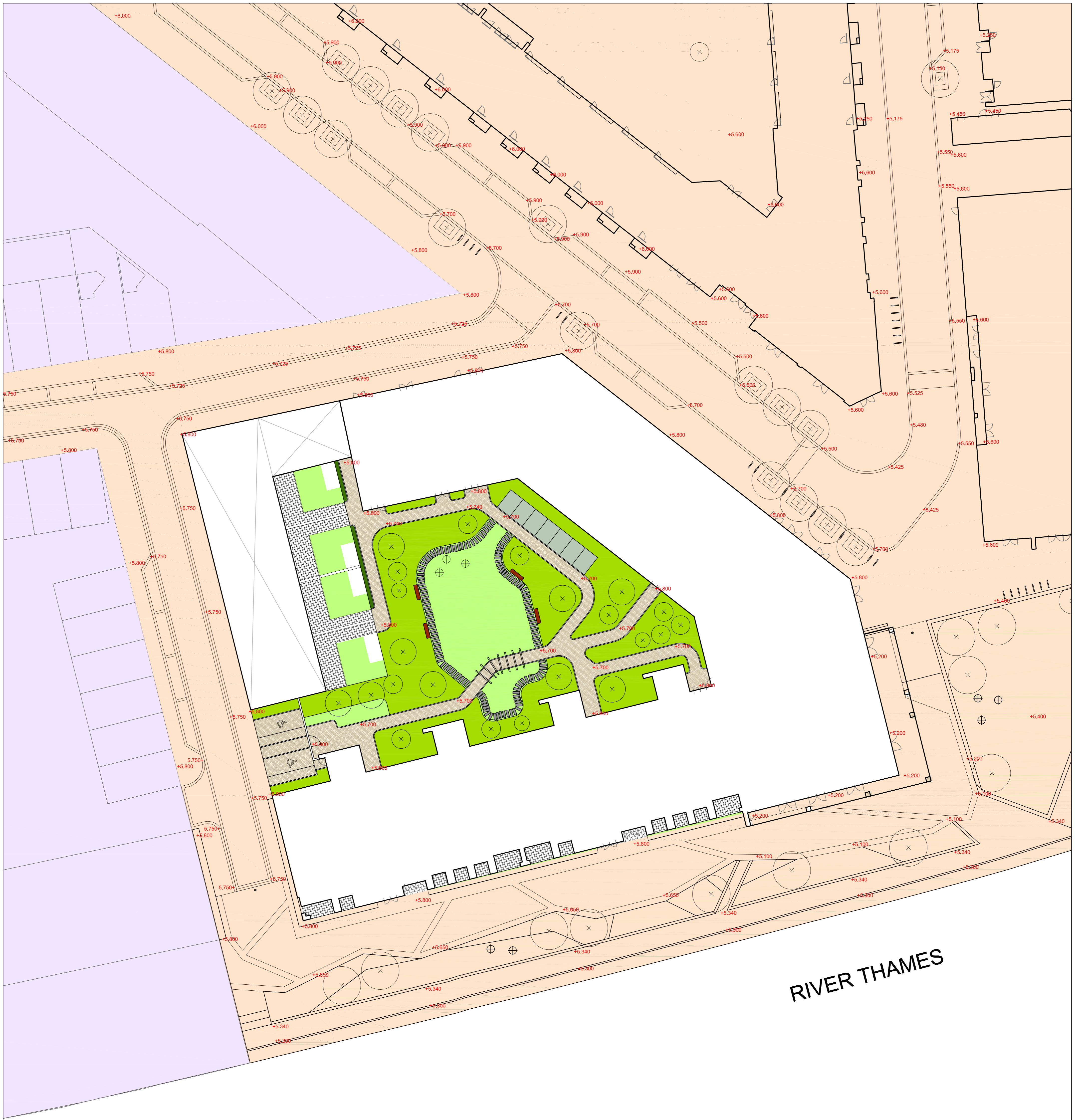
Section AA Planning Amendment  
 1 : 250

- Roof Level - 54750.000 FFL
- 15th Floor - 51250.000 FFL
- 14th Floor - 48250.000 FFL
- 13th Floor - 45250.000 FFL
- 12th Floor - 42250.000 FFL
- 11th Floor - 39250.000 FFL
- 10th Floor - 36250.000 FFL
- 9th Floor - 33250.000 FFL
- 8th Floor - 30250.000 FFL
- 7th Floor - 27250.000 FFL
- 6th Floor - 24250.000 FFL
- 5th Floor - 21250.000 FFL
- 4th Floor - 18250.000 FFL
- 3rd Floor - 15250.000 FFL
- 2nd Floor - 12250.000 FFL
- 1st Floor - 9250.000 FFL
- Gnd Floor - 5800.000 FFL



Section BB Planning Amendment  
 1 : 250





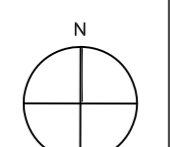
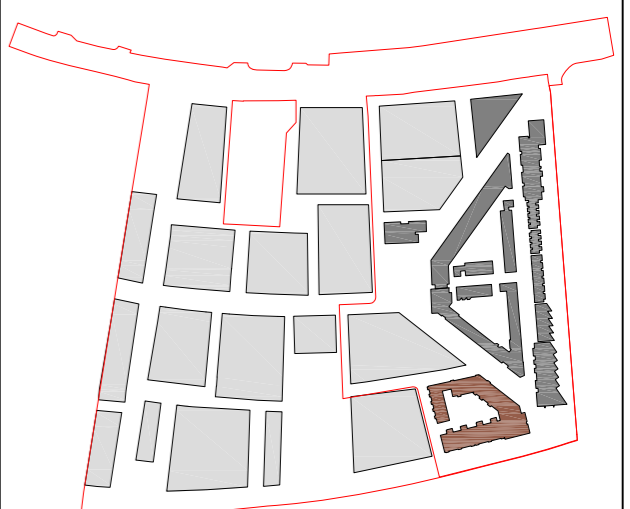
RIVER THAMES

KEY

- |  |   |                          |
|--|---|--------------------------|
| PAVING TYPE 4<br>ANDOVER CONCRETE SETT MIX | BESPOKE LINEAR TIMBER<br>BENCH & TABLES | OUTLINE AREA             |
| PAVING TYPE 5<br>ANDOVER CONCRETE PAVING   | LAWN                                    | PROPOSED LEVEL<br>+5.295 |
| PAVING TYPE 6<br>ANDOVER CONCRETE PAVING   | SHRUB AND HERBACEOUS<br>PLANTING        | EXISTING LEVEL<br>+1.660 |
| PAVING TYPE 7<br>ANDOVER CONCRETE PAVING   | KITCHEN GARDEN                          |                          |
| RESIN BOUND GRAVEL                         | HEDGE PLANTING                          |                          |
| BLACK TOP CARRIAGEWAY<br>SURFACE           | PROPOSED TREE<br>PLANTING               |                          |
| CHILDRENS PLAY ELEMENT                     | DETAILED AREA                           |                          |

- GENERAL NOTES
1. Do not scale drawing.
  2. All setting out, levels and dimensions to be agreed on site.
  3. The dimensions of all materials must be checked on site before being laid out.
  4. This drawing must be read with the relevant specification clauses and detail drawings.
  5. Order of construction and setting out to be agreed on site.

PLOT LOCATION KEY



Project  
**ROYAL WHARF  
DEVELOPMENT PHASE 1**

Drawing Title  
**LANDSCAPE FINISHES PLAN  
PLOT 10**

Revision	Date
P01 - Minor Amendments	15/09/11
P02 - Surface Finishes Amendments	24/02/14
P03 - Minor Amendments	07/04/14

Dimensions to be verified on site.  
Rigged dimensions to take precedence to those scaled.  
Any areas indicated on this drawing are for guidance only.  
No responsibility is taken for their accuracy.

Client: **Ballymore Group**  
Address: **Pointe North  
3 Greenwich View Place  
London  
E14 9NN**

Consultant  
**TOWNSHEND**  
Landscape Architects  
Unit 3A Zetland House  
London EC2A 4HD  
Telephone: 020 7729 9333 Fax: 020 7729 3300  
E-Mail: [info@townshend.co.uk](mailto:info@townshend.co.uk)

Project No. 465.1	Scale 1:250 @ A1 1:500 @ A3	Approved By MA	Drawing No. DPA-10-900	Revision P03
Date SEP 2011	Drawing Size A1	Drawn By MIC		